


Videocard Benchmarks

Over 1,000,000 Video Cards Benchmarked

Video Card List

Below is an alphabetical list of all Video Card types that appear in the charts. Clicking on a specific Video Card will take you to the chart it appears in and will highlight it for you.




VIDEO CARD

Single Video Card

Find Videocard


	Passmark G3D Mark (higher is better)	Rank (lower is better)	Videocard Value (higher is better)	Price (USD)
6FDF:FF	9528	244	NA	NA
256MB DDR Radeon 9800 XT	37	2391	NA	NA
7900 MOD - Radeon HD 6520G	610	1549	NA	NA
7900 MOD - Radeon HD 6550D	892	1278	NA	NA
A6 Micro-6500T Quad-Core APU with RadeonR4	220	1965	NA	NA
A10-8Q	6537	345	NA	NA
A10-12Q	9493	247	NA	NA
A16	5235	430	NA	NA
A16-1B	2220	778	NA	NA
A16-1Q	1133	1135	NA	NA
A16-2B	2442	717	NA	NA
A16-4Q	4387	500	NA	NA
A40-3Q	5842	380	NA	NA
A40-24Q	3317	591	NA	NA
ABIT Siluro T400	3	2587	NA	NA
ALL-IN-WONDER 9000	4	2554	NA	NA
ALL-IN-WONDER 9800	23	2460	NA	NA
ALL-IN-WONDER RADEON 8500DV	5	2540	NA	NA
ALL-IN-WONDER X800 GT	84	2237	NA	NA
All-in-Wonder X1800XL	30	2432	NA	NA
All-in-Wonder X1900	127	2111	NA	NA

 **High End**

High Mid Range


Low Mid Range


Low End

 **Best Value**


Common

Market Share

 **Compare** 0

 **Video Card Mega List**

[Search Model](#)

 **GPU Compute Video Card Chart**

DirectX 9 Video Card Chart

DirectX 10 Video Card Chart

DirectX 11 Video Card Chart

DirectX 12 Video Card Chart

Power Performance Video Card Chart

2D Graphics Video Card List

CPU Benchmarks	Video Card Benchmarks	Hard Drive Benchmarks	Memory Benchmarks	PC Benchmarks	Software Marketshare	Database Benchmarks	Android Benchmarks	iOS Benchmarks	
Videocard Name						Passmark G3D Mark (higher is better)	Rank (lower is better)	Videocard Value (higher is better)	Price (USD)
ASUS A7000						9	2500	NA	NA
ASUS AGP-V3800PRO v31.40H						4	2573	NA	NA
ASUS EAH4870x2						496	1697	NA	NA
Asus GTX 650 FML II EC-EGPU						720	1423	NA	NA
ASUS V9520-X V62.11						7	2511	NA	NA
B8DKMDAP						4557	485	NA	NA
Barco MXRT 1450						205	1986	NA	NA
Barco MXRT 2600						900	1274	4.52	\$199.00*
Barco MXRT 5400						1161	1128	5.72	\$203.00*
Barco MXRT 5450						1079	1162	5.40	\$199.99*
Barco MXRT 5500						2701	674	9.04	\$299.00*
Barco MXRT 5600						2465	712	3.50	\$704.00*
Barco MXRT 7100						180	2010	NA	NA
Barco MXRT 7400						900	1272	9.10	\$99.00*
Barco MXRT 7500						3753	543	12.55	\$299.00*
Barco MXRT 7600						4943	459	8.20	\$602.59*
BASICDISPLAY						69	2280	NA	NA
Citrix Indirect Display Adapter						1888	872	NA	NA
CMP 30HX						8135	286	NA	NA
CMP 40HX						9136	255	NA	NA
CONNECT 3D RADEON X300						36	2397	NA	NA
Custom GPU 0405						2902	642	NA	NA
Custom GPU 0932						3242	602	NA	NA
Dell 8100						2	2637	0.00	\$999.11*
Dell 8200						4	2575	NA	NA
Diamond X1300-PCIE 256MB						70	2279	NA	NA
EAH5450						134	2096	1.22	\$109.99*
Videocard Name						Passmark G3D Mark (higher is better)	Rank (lower is better)	Videocard Value (higher is better)	Price (USD)
EIZO MED-XN44						5049	451	NA	NA
EIZO Quadro MED-XN51LP						5048	452	NA	NA
Embedded Radeon E9173						1758	912	NA	NA
Eng Sample: 100-000000560-40_Y						5655	392	NA	NA
Eng Sample: 100-000000561-40_Y						4206	510	NA	NA

		Videocard Name	Passmark G3D Mark (higher is better)	Rank (lower is better)	Videocard Value (higher is better)	Price (USD)		
CPU Benchmarks	Video Card Benchmarks	Hard Drive Benchmarks	Memory Benchmarks	PC Benchmarks	Software Marketshare	Database Benchmarks	Android Benchmarks	iOS Benchmarks
		FireGL V3100	52	2325	NA	NA		
		FireGL V3200	84	2234	NA	NA		
		FireGL V3300	70	2277	NA	NA		
		FireGL V3350	68	2285	NA	NA		
		FireGL V3400	103	2187	NA	NA		
		FireGL V3600	179	2011	1.12	\$160.99*		
		FireGL V5100	92	2218	0.81	\$114.96*		
		FireGL V5200	114	2152	0.86	\$133.40*		
		FireGL V5600	341	1844	1.52	\$225.00*		
		FireGL V7100	71	2271	0.22	\$328.67*		
		FireGL V7200	116	2145	NA	NA		
		FireGL V7300	128	2107	0.11	\$1,189.99*		
		FireGL V7350	110	2166	0.93	\$119.42*		
		FireGL V7600	615	1542	NA	NA		
		FireGL V7700	660	1478	9.43	\$69.99*		
		FireGL V8600	838	1311	NA	NA		
		FireGL V8650	550	1628	1.84	\$298.99*		
		FireGL X1	59	2313	NA	NA		
		FireMV 2200 PCI	1	2654	NA	NA		
		FireMV 2200 PCIe	36	2399	0.40	\$89.99*		
		FireMV 2250	45	2354	0.44	\$104.00*		
		FireMV 2260	117	2141	1.33	\$88.08*		
		FireMV 2400 PCIe	11	2492	NA	NA		
		FireMV 2450	73	2265	NA	NA		
		FirePro 3D V3700	178	2014	2.10	\$84.99*		
		FirePro 3D V3750	341	1842	6.71	\$50.88*		
		FirePro 3D V3800	472	1725	3.15	\$149.99*		
		FirePro 3D V4800	853	1300	5.33	\$159.99*		
		FirePro 3D V5700	546	1633	1.71	\$319.99*		
		FirePro 3D V5800	1231	1097	6.04	\$204.00*		
		FirePro 3D V7750	545	1638	1.56	\$350.00*		
		FirePro 3D V7800	1867	879	3.11	\$599.99*		
		FirePro 3D V8700	1206	1104	7.09	\$170.07*		
		FirePro 3D V8750	1271	1082	1.03	\$1,230.99*		

CPU Benchmarks	Video Card Benchmarks	Hard Drive Benchmarks	Memory Benchmarks	PC Benchmarks	Software Marketshare	Database Benchmarks	Android Benchmarks	iOS Benchmarks	
Videocard Name						Passmark G3D Mark (higher is better)	Rank (lower is better)	Videocard Value (higher is better)	Price (USD)
FirePro 2260						112	2156	NA	NA
FirePro 2270						142	2070	1.06	\$134.00*
FirePro 2450						51	2334	0.57	\$89.99*
FirePro 2460						170	2026	2.03	\$83.99*
FirePro M2000						425	1774	NA	NA
FirePro M4000						1595	976	21.91	\$72.83*
Videocard Name						Passmark G3D Mark (higher is better)	Rank (lower is better)	Videocard Value (higher is better)	Price (USD)
FirePro M4000 Mobility Pro						1629	960	NA	NA
Firepro M4100						1059	1171	NA	NA
FirePro M4150						994	1210	NA	NA
FirePro M4170						1188	1116	NA	NA
FirePro M5100						2102	803	NA	NA
FirePro M5100 FireGL V						1839	889	NA	NA
FirePro M5950						1314	1065	NA	NA
FirePro M6000						1820	895	5.58	\$325.99*
FirePro M6000 Mobility Pro						1712	929	NA	NA
FirePro M6100						2245	769	NA	NA
FirePro M6100 FireGL V						2875	644	NA	NA
FirePro M7740						665	1476	NA	NA
FirePro M40003						1364	1055	NA	NA
FirePro R5000						2646	680	24.06	\$109.99*
FirePro RG220						335	1851	0.52	\$650.18*
FirePro S7000						4523	487	18.35	\$246.54*
FirePro S7150						3770	541	2.22	\$1,697.99*
FirePro S9000						5059	449	NA	NA
FirePro S9050						4901	462	NA	NA
FirePro S10000						4768	472	NA	NA
FirePro V3800						320	1865	2.57	\$124.99*
FirePro V3900						640	1505	2.69	\$238.44*
FirePro V4900						1005	1199	6.70	\$149.99*
FirePro V5700						464	1734	2.47	\$188.06*
FirePro V5800						1175	1119	22.18	\$53.00*
FirePro V5900						1263	1084	14.69	\$86.00*

CPU Benchmarks	Video Card Benchmarks	Hard Drive Benchmarks	Memory Benchmarks	PC Benchmarks	Software Marketshare	Database Benchmarks	Android Benchmarks	iOS Benchmarks	
						Passmark G3D Mark (higher is better)	Rank (lower is better)	Videocard Value (higher is better)	Price (USD)
						2247	768	11.83	\$190.00*
						1538	997	9.75	\$157.88*
						2280	756	11.52	\$198.00*
						2726	668	5.75	\$474.00*
						1675	945	4.04	\$414.99*
						857	1295	14.53	\$59.00*
						1525	1004	8.29	\$184.00*
						1050	1173	NA	NA
						1143	1131	NA	NA
						2799	655	11.66	\$239.99*
						2988	633	16.24	\$184.00*
						2981	635	23.66	\$125.99*
						1405	1045	NA	NA
						1819	897	NA	NA
						2358	738	NA	NA
						4255	507	15.30	\$278.05*
						4359	501	NA	NA
						5251	425	13.49	\$389.30*
						3161	615	NA	NA
						4163	511	7.27	\$573.00*
						6811	334	9.68	\$704.00*
Videocard Name						Passmark G3D Mark (higher is better)	Rank (lower is better)	Videocard Value (higher is better)	Price (USD)
						6138	364	7.26	\$845.00*
						7704	303	4.45	\$1,729.99*
						647	1497	NA	NA
						1164	1125	NA	NA
						1341	1061	NA	NA
						2528	703	NA	NA
						8	2502	NA	NA
						4	2579	NA	NA
						3	2584	NA	NA
						4	2574	NA	NA
						2	2622	NA	NA

	Videocard Name	Passmark G3D Mark (higher is better)	Rank (lower is better)	Videocard Value (higher is better)	Price (USD)			
CPU Benchmarks	Video Card Benchmarks	Hard Drive Benchmarks	Memory Benchmarks	PC Benchmarks	Software Marketshare	Database Benchmarks	Android Benchmarks	iOS Benchmarks
	<u>GeForce2 MX with TV Out</u>		2	2630	NA	NA		
	<u>GeForce2 MX/MX 400</u>		3	2586	NA	NA		
	<u>GeForce2 Ti</u>		4	2566	NA	NA		
	<u>GeForce2 Ultra</u>		6	2525	NA	NA		
	<u>GeForce3</u>		4	2555	NA	NA		
	<u>GeForce3 Ti 200</u>		4	2581	NA	NA		
	<u>GeForce3 Ti 500</u>		2	2632	NA	NA		
	<u>GeForce4 420 Go</u>		3	2605	NA	NA		
	<u>GeForce4 420 Go 32M</u>		5	2545	NA	NA		
	<u>GeForce4 440</u>		4	2552	NA	NA		
	<u>GeForce4 440 Go</u>		3	2592	NA	NA		
	<u>GeForce4 440 Go 64M</u>		5	2531	NA	NA		
	<u>GeForce4 448 Go</u>		5	2542	NA	NA		
	<u>GeForce4 4200 Go</u>		3	2585	NA	NA		
	<u>GeForce4 MX 420</u>		4	2559	NA	NA		
	<u>GeForce4 MX 440</u>		4	2569	NA	NA		
	<u>GeForce4 MX 440 with AGP8X</u>		4	2556	NA	NA		
	<u>GeForce4 MX 440SE</u>		4	2568	NA	NA		
	<u>GeForce4 MX 460</u>		4	2578	NA	NA		
	<u>GeForce4 MX 4000</u>		4	2572	NA	NA		
	<u>GeForce4 MX Integrated GPU</u>		6	2523	NA	NA		
	<u>GeForce4 Ti 4200</u>		5	2541	NA	NA		
	<u>GeForce4 Ti 4400</u>		7	2516	NA	NA		
	<u>GeForce4 Ti 4600</u>		5	2543	<u>0.10</u>	<u>\$53.99*</u>		
	<u>GeForce4 Ti 4800</u>		5	2533	NA	NA		
	<u>GeForce4 Ti 4800 SE</u>		6	2519	NA	NA		
	<u>GeForce9400M</u>		105	2178	NA	NA		
	<u>GeForce 205</u>		126	2115	NA	NA		
	<u>GeForce 210</u>		122	2124	<u>2.26</u>	<u>\$54.15*</u>		
	<u>GeForce 240M GT</u>		319	1868	NA	NA		
	<u>GeForce 256</u>		5	2550	<u>0.12</u>	<u>\$42.04*</u>		
	<u>GeForce 305M</u>		150	2050	NA	NA		
	<u>GeForce 310</u>		142	2068	<u>1.32</u>	<u>\$108.35*</u>		
	<u>GeForce 310M</u>		121	2130	NA	NA		

Videocard Name	Passmark G3D Mark (higher is better)	Rank (lower is better)	Videocard Value (higher is better)	Price (USD)
GeForce 320M	209	1980	NA	NA
GeForce 405	119	2135	4.85	\$24.64*
GeForce 410M	264	1915	NA	NA
GeForce 505	118	2139	1.03	\$115.06*
GeForce 510	254	1930	3.64	\$69.99*
GeForce 605	319	1869	2.33	\$136.83*
GeForce 610M	292	1889	NA	NA
GeForce 615	507	1685	NA	NA
GeForce 705M	455	1746	NA	NA
GeForce 710A	472	1726	NA	NA
GeForce 710M	454	1748	NA	NA
GeForce 720A	614	1545	NA	NA
GeForce 730A	770	1374	NA	NA
GeForce 770M	3245	599	18.34	\$176.99*
GeForce 800A	476	1720	NA	NA
GeForce 800M	477	1718	NA	NA
GeForce 810A	655	1484	NA	NA
GeForce 810M	418	1780	NA	NA
GeForce 820A	555	1619	NA	NA
GeForce 820M	491	1702	NA	NA
GeForce 825M	770	1372	NA	NA
GeForce 830A	1201	1110	NA	NA
GeForce 830M	1007	1197	NA	NA
GeForce 840A	1123	1141	NA	NA
GeForce 840M	1096	1151	NA	NA
GeForce 845M	1524	1005	NA	NA
GeForce 910M	588	1573	NA	NA
GeForce 920A	836	1314	NA	NA
GeForce 920M	717	1430	NA	NA
GeForce 920MX	1070	1165	NA	NA
GeForce 930A	1264	1083	NA	NA
GeForce 930M	1009	1195	NA	NA

CPU Benchmarks	Video Card Benchmarks	Hard Drive Benchmarks	Memory Benchmarks	PC Benchmarks	Software Marketshare	Database Benchmarks	Android Benchmarks	iOS Benchmarks	
Videocard Name						Passmark G3D Mark (higher is better)	Rank (lower is better)	Videocard Value (higher is better)	Price (USD)
	GeForce 940M					1127	1138	NA	NA
	GeForce 940MX					1515	1006	NA	NA
	GeForce 945A					1852	885	NA	NA
	GeForce 945M					2108	800	NA	NA
	GeForce 999 GTX					83	2240	NA	NA
	GeForce 6100					27	2439	NA	NA
	GeForce 6100 nForce 400					25	2450	NA	NA
	GeForce 6100 nForce 405					26	2441	NA	NA
	GeForce 6100 nForce 420					25	2449	NA	NA
	GeForce 6100 nForce 430					23	2462	NA	NA
	GeForce 6150					21	2465	0.07	\$329.00*
	GeForce 6150 LE					33	2415	NA	NA
	GeForce 6150SE					24	2453	NA	NA
	GeForce 6150SE nForce 430					30	2429	NA	NA
	GeForce 6200					37	2393	0.71	\$53.17*
Videocard Name						Passmark G3D Mark (higher is better)	Rank (lower is better)	Videocard Value (higher is better)	Price (USD)
	GeForce 6200 A-LE					32	2424	NA	NA
	GeForce 6200 LE					32	2420	0.80	\$41.24*
	GeForce 6200 TurboCache					52	2327	NA	NA
	GeForce 6200A					3	2595	0.07	\$54.99*
	GeForce 6200SE TurboCache					37	2395	NA	NA
	GeForce 6500					38	2387	NA	NA
	GeForce 6600					86	2231	0.33	\$264.00*
	GeForce 6600 GT					142	2069	2.20	\$64.95*
	GeForce 6600 LE					51	2332	NA	NA
	GeForce 6610 XL					88	2228	NA	NA
	GeForce 6700 XL					95	2209	NA	NA
	GeForce 6800					112	2158	0.20	\$559.29*
	GeForce 6800 GS					191	2002	NA	NA
	GeForce 6800 GS/XT					102	2189	NA	NA
	GeForce 6800 GT					142	2071	NA	NA
	GeForce 6800 LE					109	2169	NA	NA
	GeForce 6800 Ultra					138	2082	NA	NA

CPU Benchmarks	Video Card Benchmarks	Hard Drive Benchmarks	Memory Benchmarks	PC Benchmarks	Software Marketshare	Database Benchmarks	Android Benchmarks	iOS Benchmarks	
	<u>GeForce 7000M</u>					13	2486	NA	NA
	<u>GeForce 7000M / nForce 610M</u>					12	2487	NA	NA
	<u>GeForce 7025 / nForce 630a</u>					32	2423	NA	NA
	<u>GeForce 7050 / nForce 610i</u>					25	2447	NA	NA
	<u>GeForce 7050 / nForce 620i</u>					41	2371	NA	NA
	<u>GeForce 7050 / nForce 630i</u>					37	2390	NA	NA
	<u>GeForce 7050 PV / nForce 630a</u>					31	2427	NA	NA
	<u>GeForce 7100 / nForce 620i</u>					26	2444	NA	NA
	<u>GeForce 7100 / nForce 630i</u>					41	2368	NA	NA
	<u>GeForce 7100 GS</u>					51	2333	NA	NA
	<u>GeForce 7150 / nForce 630i</u>					33	2418	NA	NA
	<u>GeForce 7150M / nForce 630M</u>					18	2473	NA	NA
	<u>GeForce 7200 GS</u>					23	2461	NA	NA
	<u>GeForce 7300 GS</u>					78	2257	NA	NA
	<u>GeForce 7300 GT</u>					135	2092	0.90	\$149.99*
	<u>GeForce 7300 LE</u>					78	2259	2.45	\$32.00*
	<u>GeForce 7300 SE</u>					39	2385	NA	NA
	<u>GeForce 7300 SE/7200 GS</u>					47	2348	NA	NA
	<u>GeForce 7350 LE</u>					74	2264	NA	NA
	<u>GeForce 7500 LE</u>					84	2233	NA	NA
	<u>GeForce 7600 GS</u>					158	2042	1.37	\$115.71*
	<u>GeForce 7600 GT</u>					224	1957	1.13	\$199.00*
	<u>GeForce 7650 GS</u>					134	2098	NA	NA
	<u>GeForce 7800 GS</u>					177	2015	NA	NA
	<u>GeForce 7800 GT</u>					244	1942	3.05	\$80.00*
	<u>GeForce 7800 GTX</u>					290	1890	4.06	\$71.60*
	<u>GeForce 7900 GS</u>					253	1931	NA	NA
	<u>GeForce 7900 GT</u>					258	1925	1.30	\$199.00*
	<u>GeForce 7900 GT/GTO</u>					247	1939	NA	NA
	<u>GeForce 7900 GTX</u>					387	1803	NA	NA
	Videocard Name					Passmark G3D Mark (higher is better)	Rank (lower is better)	Videocard Value (higher is better)	Price (USD)
	<u>GeForce 7950 GT</u>					347	1838	1.36	\$254.80*
	<u>GeForce 7950 GX2</u>					201	1988	3.67	\$54.99*

		Videocard Name	Passmark G3D Mark (higher is better)	Rank (lower is better)	Videocard Value (higher is better)	Price (USD)		
CPU Benchmarks	Video Card Benchmarks	Hard Drive Benchmarks	Memory Benchmarks	PC Benchmarks	Software Marketshare	Database Benchmarks	Android Benchmarks	iOS Benchmarks
		<u>GeForce 8200</u>	155	2044	NA	NA		
		<u>GeForce 8200M G</u>	65	2299	NA	NA		
		<u>GeForce 8300</u>	101	2193	4.48	\$22.68*		
		<u>GeForce 8300 GS</u>	115	2148	NA	NA		
		<u>GeForce 8400</u>	81	2250	0.14	\$589.99*		
		<u>GeForce 8400 GS</u>	156	2043	1.82	\$85.97*		
		<u>GeForce 8400 SE</u>	68	2287	NA	NA		
		<u>GeForce 8400M G</u>	105	2179	NA	NA		
		<u>GeForce 8400M GS</u>	100	2196	1.29	\$78.20*		
		<u>GeForce 8400M GT</u>	66	2295	NA	NA		
		<u>GeForce 8500 GT</u>	149	2052	NA	NA		
		<u>GeForce 8600 GS</u>	91	2221	NA	NA		
		<u>GeForce 8600 GT</u>	123	2119	0.63	\$196.00*		
		<u>GeForce 8600 GTS</u>	171	2022	0.71	\$241.99*		
		<u>GeForce 8600M GS</u>	88	2229	NA	NA		
		<u>GeForce 8600M GT</u>	112	2157	1.04	\$108.10*		
		<u>GeForce 8700M GT</u>	124	2117	NA	NA		
		<u>GeForce 8800 GS</u>	330	1855	NA	NA		
		<u>GeForce 8800 GT</u>	463	1735	2.17	\$213.54*		
		<u>GeForce 8800 GTS</u>	412	1785	5.15	\$79.99*		
		<u>GeForce 8800 GTS 512</u>	554	1621	NA	NA		
		<u>GeForce 8800 GTX</u>	579	1584	4.83	\$119.99*		
		<u>GeForce 8800 Ultra</u>	642	1503	1.04	\$619.99		
		<u>GeForce 8800M GTS</u>	382	1805	NA	NA		
		<u>GeForce 8800M GTX</u>	462	1739	NA	NA		
		<u>GeForce 9100</u>	81	2244	NA	NA		
		<u>GeForce 9100M G</u>	68	2288	NA	NA		
		<u>GeForce 9200</u>	169	2029	NA	NA		
		<u>GeForce 9200M GE</u>	143	2067	NA	NA		
		<u>GeForce 9200M GS</u>	129	2105	NA	NA		
		<u>GeForce 9300</u>	126	2113	2.15	\$59.00*		
		<u>GeForce 9300 / nForce 730i</u>	128	2106	NA	NA		
		<u>GeForce 9300 GE</u>	95	2210	4.13	\$22.99*		
		<u>GeForce 9300 GS</u>	102	2190	1.71	\$59.95*		

CPU Benchmarks	Video Card Benchmarks	Hard Drive Benchmarks	Memory Benchmarks	PC Benchmarks	Software Marketshare	Database Benchmarks	Android Benchmarks	iOS Benchmarks	
	<u>GeForce 9300M G</u>					84	2236	NA	NA
	<u>GeForce 9300M GS</u>					112	2160	2.59	\$43.42*
	<u>GeForce 9400</u>					98	2199	NA	NA
	<u>GeForce 9400 GT</u>					168	2031	2.61	\$64.78*
	<u>GeForce 9400M</u>					101	2194	NA	NA
	<u>GeForce 9400M G</u>					67	2291	NA	NA
	<u>GeForce 9450</u>					104	2180	NA	NA
	<u>GeForce 9500 GS</u>					215	1972	NA	NA
	<u>GeForce 9500 GT</u>					170	2024	1.99	\$85.99*
	Videocard Name					Passmark G3D Mark (higher is better)	Rank (lower is better)	Videocard Value (higher is better)	Price (USD)
	<u>GeForce 9500M</u>					103	2186	1.02	\$101.20*
	<u>GeForce 9500M G</u>					121	2128	NA	NA
	<u>GeForce 9500M GS</u>					134	2097	NA	NA
	<u>GeForce 9600 GS</u>					281	1900	NA	NA
	<u>GeForce 9600 GSO</u>					327	1861	3.05	\$107.39*
	<u>GeForce 9600 GSO 512</u>					329	1857	NA	NA
	<u>GeForce 9600 GT</u>					477	1716	7.35	\$64.99*
	<u>GeForce 9600M GS</u>					130	2102	NA	NA
	<u>GeForce 9600M GT</u>					143	2066	1.84	\$78.20*
	<u>GeForce 9600M GT / GeForce GT 220M</u>					293	1887	NA	NA
	<u>GeForce 9650M GS</u>					270	1909	NA	NA
	<u>GeForce 9650M GT</u>					137	2086	1.17	\$117.30*
	<u>GeForce 9700M GT</u>					208	1983	NA	NA
	<u>GeForce 9700M GTS</u>					278	1903	NA	NA
	<u>GeForce 9800 GT</u>					455	1747	3.04	\$149.99
	<u>GeForce 9800 GT 1024MB</u>					134	2095	NA	NA
	<u>GeForce 9800 GTX</u>					769	1377	10.26	\$74.99*
	<u>GeForce 9800 GTX+</u>					494	1699	NA	NA
	<u>GeForce 9800 GTX/9800 GTX+</u>					593	1565	6.60	\$89.99*
	<u>GeForce 9800 GX2</u>					612	1547	3.14	\$195.00*
	<u>GeForce 9800 S</u>					635	1510	NA	NA
	<u>GeForce 9800M GS</u>					554	1622	NA	NA
	<u>GeForce 9800M GT</u>					381	1807	NA	NA

CPU Benchmarks	Video Card Benchmarks	Hard Drive Benchmarks	Memory Benchmarks	PC Benchmarks	Software Marketshare	Database Benchmarks	Android Benchmarks	iOS Benchmarks
----------------	-----------------------	-----------------------	-------------------	---------------	----------------------	---------------------	--------------------	----------------

Videocard Name	Passmark G3D Mark (higher is better)	Rank (lower is better)	Videocard Value (higher is better)	Price (USD)
GeForce FX 5100	7	2510	NA	NA
GeForce FX 5200	7	2513	0.06	\$129.00*
GeForce FX 5200 Ultra	12	2490	NA	NA
GeForce FX 5200LE	7	2517	0.16	\$42.99*
GeForce FX 5200SE	11	2491	NA	NA
GeForce FX 5500	8	2505	0.05	\$153.97*
GeForce FX 5600	12	2488	NA	NA
GeForce FX 5600 Ultra	17	2479	NA	NA
GeForce FX 5600XT	9	2501	NA	NA
GeForce FX 5700	40	2374	NA	NA
GeForce FX 5700 Ultra	34	2409	NA	NA
GeForce FX 5700LE	24	2454	NA	NA
GeForce FX 5700VE	33	2417	NA	NA
GeForce FX 5900	34	2406	NA	NA
GeForce FX 5900 Ultra	41	2373	NA	NA
GeForce FX 5900XT	40	2379	NA	NA
GeForce FX 5900ZT	32	2421	NA	NA
GeForce FX 5950 Ultra	59	2312	NA	NA
GeForce FX Go5300	12	2489	NA	NA
GeForce FX Go5650	16	2480	NA	NA
GeForce FX Go5700	51	2331	NA	NA
GeForce FX Go 5200	8	2503	NA	NA
GeForce FX Go 5600	17	2477	NA	NA
GeForce G100	184	2007	9.24	\$19.99*
Videocard Name	Passmark G3D Mark (higher is better)	Rank (lower is better)	Videocard Value (higher is better)	Price (USD)
GeForce G102M	167	2034	NA	NA
GeForce G105M	133	2099	NA	NA
GeForce G200	136	2090	NA	NA
GeForce G205M	91	2223	NA	NA
GeForce G210	121	2127	1.00	\$122.12*
GeForce G210M	128	2109	NA	NA
GeForce G 103M	62	2305	NA	NA
GeForce G 105M	62	2302	NA	NA

		Videocard Name		Passmark G3D Mark (higher is better)	Rank (lower is better)	Videocard Value (higher is better)	Price (USD)	
CPU Benchmarks	Video Card Benchmarks	Hard Drive Benchmarks	Memory Benchmarks	PC Benchmarks	Software Marketshare	Database Benchmarks	Android Benchmarks	iOS Benchmarks
		<u>GeForce Go 6200</u>		15	2483	NA	NA	
		<u>GeForce Go 6400</u>		24	2455	NA	NA	
		<u>GeForce Go 6600</u>		69	2281	NA	NA	
		<u>GeForce Go 6600 TE/6200 TE</u>		44	2358	NA	NA	
		<u>GeForce Go 6800</u>		106	2176	NA	NA	
		<u>GeForce Go 6800 Ultra</u>		137	2084	NA	NA	
		<u>GeForce Go 7200</u>		45	2356	NA	NA	
		<u>GeForce Go 7300</u>		52	2328	NA	NA	
		<u>GeForce Go 7400</u>		65	2298	NA	NA	
		<u>GeForce Go 7600</u>		127	2110	NA	NA	
		<u>GeForce Go 7600 GT</u>		210	1979	NA	NA	
		<u>GeForce Go 7700</u>		147	2057	NA	NA	
		<u>GeForce Go 7800</u>		114	2151	NA	NA	
		<u>GeForce Go 7800 GTX</u>		209	1981	NA	NA	
		<u>GeForce Go 7900 GS</u>		176	2016	NA	NA	
		<u>GeForce Go 7900 GTX</u>		270	1908	NA	NA	
		<u>GeForce Go 7950 GTX</u>		263	1916	NA	NA	
		<u>GeForce GPU</u>		1166	1123	NA	NA	
		<u>GeForce GT625M</u>		451	1755	NA	NA	
		<u>GeForce GT 120</u>		165	2037	<u>5.53</u>	<u>\$29.99*</u>	
		<u>GeForce GT 120 / 9500 GT</u>		324	1862	NA	NA	
		<u>GeForce GT 120M</u>		150	2049	NA	NA	
		<u>GeForce GT 130</u>		381	1808	<u>2.52</u>	<u>\$151.34*</u>	
		<u>GeForce GT 130M</u>		145	2063	NA	NA	
		<u>GeForce GT 140</u>		657	1482	NA	NA	
		<u>GeForce GT 220</u>		219	1966	<u>5.49</u>	<u>\$39.99*</u>	
		<u>GeForce GT 220M</u>		121	2126	NA	NA	
		<u>GeForce GT 230</u>		323	1864	<u>7.35</u>	<u>\$43.99*</u>	
		<u>GeForce GT 230M</u>		215	1971	NA	NA	
		<u>GeForce GT 240</u>		502	1690	<u>3.12</u>	<u>\$160.97*</u>	
		<u>GeForce GT 240M</u>		213	1975	NA	NA	
		<u>GeForce GT 320</u>		470	1728	<u>14.38</u>	<u>\$32.69*</u>	
		<u>GeForce GT 320M</u>		105	2177	NA	NA	
		<u>GeForce GT 325M</u>		169	2027	NA	NA	

CPU Benchmarks	Video Card Benchmarks	Hard Drive Benchmarks	Memory Benchmarks	PC Benchmarks	Software Marketshare	Database Benchmarks	Android Benchmarks	iOS Benchmarks	
	<u>GeForce GT 335M</u>					378	1811	NA	NA
	<u>GeForce GT 340</u>					738	1405	13.93	\$52.99*
	<u>GeForce GT 415</u>					251	1932	NA	NA
	Videocard Name					Passmark G3D Mark (higher is better)	Rank (lower is better)	Videocard Value (higher is better)	Price (USD)
	<u>GeForce GT 415M</u>					286	1894	NA	NA
	<u>GeForce GT 420</u>					425	1773	2.75	\$155.00*
	<u>GeForce GT 420M</u>					393	1799	NA	NA
	<u>GeForce GT 425M</u>					520	1668	NA	NA
	<u>GeForce GT 430</u>					602	1557	4.30	\$139.99*
	<u>GeForce GT 435M</u>					535	1648	NA	NA
	<u>GeForce GT 440</u>					774	1365	3.44	\$225.00*
	<u>GeForce GT 445M</u>					811	1339	NA	NA
	<u>GeForce GT 520</u>					316	1873	1.04	\$304.00*
	<u>GeForce GT 520M</u>					285	1895	9.52	\$29.95*
	<u>GeForce GT 520MX</u>					284	1896	NA	NA
	<u>GeForce GT 525M</u>					457	1744	NA	NA
	<u>GeForce GT 530</u>					669	1471	13.66	\$49.00*
	<u>GeForce GT 540M</u>					478	1711	5.44	\$87.95*
	<u>GeForce GT 545</u>					1101	1147	19.82	\$55.59*
	<u>GeForce GT 550M</u>					562	1611	NA	NA
	<u>GeForce GT 555M</u>					652	1488	3.68	\$177.20*
	<u>GeForce GT 610</u>					320	1866	2.29	\$139.99*
	<u>GeForce GT 610M / GT 620M / GT 710M / GT 720M / GT</u>					368	1823	NA	NA
	<u>GeForce GT 620</u>					381	1806	2.48	\$154.00*
	<u>GeForce GT 620M</u>					434	1768	NA	NA
	<u>GeForce GT 625</u>					355	1834	NA	NA
	<u>GeForce GT 625M</u>					497	1694	NA	NA
	<u>GeForce GT 630</u>					676	1466	4.60	\$147.01*
	<u>GeForce GT 630M</u>					536	1647	NA	NA
	<u>GeForce GT 635</u>					823	1326	12.31	\$66.94*
	<u>GeForce GT 635M</u>					552	1625	NA	NA
	<u>GeForce GT 640</u>					1172	1120	10.66	\$109.99*
	<u>GeForce GT 640M</u>					931	1251	NA	NA

CPU Benchmarks	Video Card Benchmarks	Hard Drive Benchmarks	Memory Benchmarks	PC Benchmarks	Software Marketshare	Database Benchmarks	Android Benchmarks	iOS Benchmarks	
Videocard Name						Passmark G3D Mark (higher is better)	Rank (lower is better)	Videocard Value (higher is better)	Price (USD)
	GeForce GT 645M					937	1244	NA	NA
	GeForce GT 650M					1205	1105	NA	NA
	GeForce GT 705					346	1840	1.17	\$296.76*
	GeForce GT 710					625	1529	2.50	\$249.99*
	GeForce GT 710M					440	1762	NA	NA
	GeForce GT 720					619	1538	6.19	\$99.99*
	GeForce GT 720A					573	1599	NA	NA
	GeForce GT 720M					452	1751	NA	NA
	GeForce GT 730					832	1317	7.57	\$109.99*
	GeForce GT 730A					742	1402	NA	NA
	GeForce GT 730M					814	1336	NA	NA
	GeForce GT 735M					652	1489	NA	NA
	GeForce GT 740					1470	1024	6.21	\$236.99*
	GeForce GT 740A					667	1473	NA	NA
	GeForce GT 740M					796	1349	NA	NA
	GeForce GT 745A					1237	1093	NA	NA
	GeForce GT 745M					1100	1148	NA	NA
	GeForce GT 750M					1329	1062	NA	NA
Videocard Name						Passmark G3D Mark (higher is better)	Rank (lower is better)	Videocard Value (higher is better)	Price (USD)
	GeForce GT 755M					1707	932	NA	NA
	GeForce GT 820M					550	1627	NA	NA
	GeForce GT 1030					2446	716	22.98	\$106.50
	GeForce GTS 150M					504	1688	NA	NA
	GeForce GTS 160M					678	1462	NA	NA
	GeForce GTS 240					556	1617	8.56	\$64.99*
	GeForce GTS 250					591	1569	6.87	\$86.06*
	GeForce GTS 250M					553	1624	NA	NA
	GeForce GTS 350M					380	1810	NA	NA
	GeForce GTS 360M					644	1500	NA	NA
	GeForce GTS 450					1316	1064	9.81	\$134.23*
	GeForce GTX 260					1208	1103	4.23	\$285.78*
	GeForce GTX 260M					380	1809	NA	NA
	GeForce GTX 275					1382	1049	3.20	\$431.72*

CPU Benchmarks	Video Card Benchmarks	Hard Drive Benchmarks	Memory Benchmarks	PC Benchmarks	Software Marketshare	Database Benchmarks	Android Benchmarks	iOS Benchmarks
	Videocard Name				Passmark G3D Mark (higher is better)	Rank (lower is better)	Videocard Value (higher is better)	Price (USD)
	GeForce GTX 285				1500	1013	12.51	\$119.99*
	GeForce GTX 285M				636	1509	NA	NA
	GeForce GTX 295				1200	1111	7.51	\$159.99*
	GeForce GTX 460				2269	759	25.22	\$89.99*
	GeForce GTX 460 SE				1990	838	12.44	\$159.99*
	GeForce GTX 460 v2				1865	880	9.33	\$199.99*
	GeForce GTX 460M				1215	1101	NA	NA
	GeForce GTX 465				2653	679	13.61	\$195.00*
	GeForce GTX 470				3119	623	52.00	\$59.99*
	GeForce GTX 470M				1953	850	NA	NA
	GeForce GTX 480				4121	515	24.24	\$169.99*
	GeForce GTX 480M				1617	967	NA	NA
	GeForce GTX 485M				2359	737	NA	NA
	GeForce GTX 550 Ti				1553	989	15.53	\$99.99*
	GeForce GTX 555				1571	985	NA	NA
	GeForce GTX 560				2768	662	13.50	\$205.00*
	GeForce GTX 560 SE				1898	869	21.10	\$89.99*
	GeForce GTX 560 Ti				3056	627	23.51	\$129.99*
	GeForce GTX 560M				1274	1080	NA	NA
	GeForce GTX 570				3929	525	26.20	\$149.99*
	GeForce GTX 570M				1868	877	NA	NA
	GeForce GTX 580				4625	481	9.47	\$488.59*
	GeForce GTX 580M				2074	809	8.34	\$248.68*
	GeForce GTX 590				3341	587	7.68	\$435.00*
	GeForce GTX 645				1887	873	NA	NA
	GeForce GTX 650				1751	914	12.18	\$143.80*
	GeForce GTX 650 Ti				2532	702	27.21	\$93.05*
	GeForce GTX 650 Ti BOOST				3377	582	NA	NA
	GeForce GTX 660				4016	522	23.91	\$167.95*
	GeForce GTX 660 Ti				4409	498	30.62	\$144.00*
	GeForce GTX 660M				1456	1026	18.43	\$78.99*
	GeForce GTX 670				5330	419	27.48	\$193.98*
	GeForce GTX 670M				1745	916	NA	NA

Videocard Name	Passmark G3D Mark (higher is better)	Rank (lower is better)	Videocard Value (higher is better)	Price (USD)
----------------	--------------------------------------	------------------------	------------------------------------	-------------

CPU Benchmarks Video Card Benchmarks Hard Drive Benchmarks Memory Benchmarks PC Benchmarks Software Marketshare Database Benchmarks Android Benchmarks iOS Benchmarks

GeForce GTX 670MX	1969	844	NA	NA
GeForce GTX 675M	1925	857	NA	NA
GeForce GTX 675MX	2716	672	NA	NA
GeForce GTX 680	5589	398	14.01	\$399.00*
GeForce GTX 680M	3251	598	23.91	\$135.99*
GeForce GTX 680M KY_Bullet Edition	3568	563	NA	NA
GeForce GTX 680MX	3593	560	NA	NA
GeForce GTX 690	5457	408	19.42	\$280.99*
GeForce GTX 745	2135	793	7.49	\$284.95*
GeForce GTX 750	3339	588	25.49	\$131.04
GeForce GTX 750 Ti	3897	528	44.23	\$88.11*
GeForce GTX 760	4797	468	32.20	\$149.00*
GeForce GTX 760 Ti	5328	420	17.91	\$297.50*
GeForce GTX 760 Ti OEM	5427	412	NA	NA
GeForce GTX 760A	1226	1098	NA	NA
GeForce GTX 760M	1740	917	NA	NA
GeForce GTX 765M	2009	828	10.79	\$186.30*
GeForce GTX 770	5932	375	23.82	\$249.00*
GeForce GTX 770M	2796	656	20.26	\$138.00*
GeForce GTX 775M	3698	545	NA	NA
GeForce GTX 780	7989	292	28.54	\$279.99*
GeForce GTX 780 Ti	9498	245	27.94	\$339.99*
GeForce GTX 780M	3798	538	7.61	\$499.00*
GeForce GTX 850A	1049	1176	NA	NA
GeForce GTX 850M	2520	706	NA	NA
GeForce GTX 850M - MODDED	1091	1155	NA	NA
GeForce GTX 860M	3062	626	26.86	\$114.00*
GeForce GTX 870M	3484	571	NA	NA
GeForce GTX 880M	3829	535	NA	NA
GeForce GTX 950	5347	416	37.66	\$141.99*
GeForce GTX 950A	2592	688	NA	NA
GeForce GTX 950M	2579	691	4.55	\$567.00*
GeForce GTX 960	6103	367	35.48	\$172.00*
GeForce GTX 960A	3464	574	NA	NA

CPU Benchmarks	Video Card Benchmarks	Hard Drive Benchmarks	Memory Benchmarks	PC Benchmarks	Software Marketshare	Database Benchmarks	Android Benchmarks	iOS Benchmarks		
						Passmark G3D Mark (higher is better)	Rank (lower is better)	Videocard Value (higher is better)	Price (USD)	
						GeForce GTX 970	9633	240	40.48	\$237.99*
						GeForce GTX 970M	5699	388	27.14	\$209.99*
						GeForce GTX 970XM FORCE	6706	339	NA	NA
						GeForce GTX 980	11113	210	44.93	\$247.35*
						GeForce GTX 980 Ti	13773	142	21.37	\$644.61*
						GeForce GTX 980M	7356	317	25.37	\$289.99*
						GeForce GTX 1050	5024	455	21.02	\$239.00*
						GeForce GTX 1050 3GB	5098	446	NA	NA
						GeForce GTX 1050 (Mobile)	4462	494	NA	NA
						GeForce GTX 1050 Ti	6325	353	13.83	\$457.30
						GeForce GTX 1050 Ti (Mobile)	5917	377	NA	NA
						GeForce GTX 1050 Ti with Max-Q Design	5332	418	NA	NA
						GeForce GTX 1050 with Max-Q Design	4044	520	NA	NA
						Videocard Name	Passmark G3D Mark (higher is better)	Rank (lower is better)	Videocard Value (higher is better)	Price (USD)
						GeForce GTX 1060	10080	230	29.65	\$339.99
						GeForce GTX 1060 3GB	9784	235	41.55	\$235.47*
						GeForce GTX 1060 5GB	9062	261	18.57	\$487.99*
						GeForce GTX 1060 (Mobile)	8160	284	NA	NA
						GeForce GTX 1060 with Max-Q Design	7846	297	NA	NA
						GeForce GTX 1070	13505	150	31.01	\$435.59*
						GeForce GTX 1070 (Mobile)	10465	222	NA	NA
						GeForce GTX 1070 Ti	14694	131	25.78	\$569.99*
						GeForce GTX 1070 with Max-Q Design	9870	232	NA	NA
						GeForce GTX 1080	15566	112	35.15	\$442.79*
						GeForce GTX 1080 Ti	18581	78	38.41	\$483.82*
						GeForce GTX 1080 with Max-Q Design	11414	207	NA	NA
						GeForce GTX 1630	4980	457	26.21	\$189.99*
						GeForce GTX 1650	7882	296	28.82	\$273.45
						GeForce GTX 1650 (Mobile)	6968	329	NA	NA
						GeForce GTX 1650 SUPER	10163	227	42.35	\$239.99*
						GeForce GTX 1650 Ti	7540	312	NA	NA
						GeForce GTX 1650 Ti with Max-Q Design	6466	348	NA	NA
						GeForce GTX 1650 with Max-Q Design	6227	357	NA	NA

CPU Benchmarks	Video Card Benchmarks	Hard Drive Benchmarks	Memory Benchmarks	PC Benchmarks	Software Marketshare	Database Benchmarks	Android Benchmarks	iOS Benchmarks		
						Passmark G3D Mark (higher is better)	Rank (lower is better)	Videocard Value (higher is better)	Price (USD)	
						GeForce GTX 1660 Ti	12909	167	41.94	\$307.79
						GeForce GTX 1660 Ti (Mobile)	10159	228	NA	NA
						GeForce GTX 1660 Ti with Max-Q Design	8633	271	NA	NA
						GeForce GTX Titan	8196	281	11.00	\$745.00*
						GeForce GTX TITAN Black	8967	262	6.42	\$1,397.60
						GeForce GTX TITAN X	12863	169	11.73	\$1,096.99*
						GeForce GTX TITAN Z	8904	263	5.88	\$1,515.00*
						GeForce MX110	1423	1041	NA	NA
						GeForce MX130	1816	900	NA	NA
						GeForce MX150	2260	763	38.13	\$59.29*
						GeForce MX230	1831	892	NA	NA
						GeForce MX250	2392	725	NA	NA
						GeForce MX330	2414	721	NA	NA
						GeForce MX350	2804	654	NA	NA
						GeForce MX450	3758	542	NA	NA
						GeForce MX550	4498	490	NA	NA
						GeForce MX570	5810	382	NA	NA
						GeForce MX570 A	6151	361	NA	NA
						GeForce PCX 5300	6	2527	NA	NA
						GeForce PCX 5750	34	2404	NA	NA
						GeForce PCX 5900	34	2410	NA	NA
						GeForce RTX 2050	7762	300	NA	NA
						GeForce RTX 2060	14120	138	49.47	\$285.41
						GeForce RTX 2060 12GB	15927	104	NA	NA
						GeForce RTX 2060 (Mobile)	11352	208	NA	NA
						GeForce RTX 2060 SUPER	16477	97	41.19	\$399.99*
						GeForce RTX 2060 with Max-Q Design	9722	238	NA	NA
						GeForce RTX 2070	16139	103	41.44	\$389.46*
						Videocard Name	Passmark G3D Mark (higher is better)	Rank (lower is better)	Videocard Value (higher is better)	Price (USD)
						GeForce RTX 2070 (Mobile)	12357	181	NA	NA
						GeForce RTX 2070 SUPER	18209	80	33.72	\$539.99*
						GeForce RTX 2070 Super with Max-Q Design	13609	146	NA	NA
						GeForce RTX 2070 with Max-Q Design	11546	202	NA	NA

CPU Benchmarks	Video Card Benchmarks	Hard Drive Benchmarks	Memory Benchmarks	PC Benchmarks	Software Marketshare	Database Benchmarks	Android Benchmarks	iOS Benchmarks
	Videocard Name				Passmark G3D Mark (higher is better)	Rank (lower is better)	Videocard Value (higher is better)	Price (USD)
	GeForce RTX 2080 SUPER				19532	70	28.52	\$684.86*
	GeForce RTX 2080 Super with Max-Q Design				13619	145	NA	NA
	GeForce RTX 2080 Ti				21640	54	16.65	\$1,299.99
	GeForce RTX 2080 with Max-Q Design				12993	164	6.19	\$2,099.99*
	GeForce RTX 3050 4GB Laptop GPU				6916	332	NA	NA
	GeForce RTX 3050 6GB				10699	219	59.44	\$179.99
	GeForce RTX 3050 6GB Laptop GPU				10317	226	NA	NA
	GeForce RTX 3050 8GB				12641	173	52.67	\$239.99
	GeForce RTX 3050 A Laptop GPU				11744	197	NA	NA
	GeForce RTX 3050 Laptop GPU				9496	246	35.17	\$269.99*
	GeForce RTX 3050 OEM				11947	191	36.32	\$328.97*
	GeForce RTX 3050 Ti Laptop GPU				10129	229	NA	NA
	GeForce RTX 3060 8GB				15311	118	NA	NA
	GeForce RTX 3060 12GB				16878	93	52.75	\$319.99
	GeForce RTX 3060 Laptop GPU				13274	154	42.82	\$309.99*
	GeForce RTX 3060 Ti				20410	57	40.78	\$500.47
	GeForce RTX 3070				22270	49	7.61	\$2,926.67
	GeForce RTX 3070 Laptop GPU				15393	116	NA	NA
	GeForce RTX 3070 Ti				23449	40	16.03	\$1,462.81*
	GeForce RTX 3070 Ti Laptop GPU				17787	81	NA	NA
	GeForce RTX 3080				25166	34	25.67	\$980.46*
	GeForce RTX 3080 12GB				26590	30	NA	NA
	GeForce RTX 3080 Laptop GPU				16417	98	NA	NA
	GeForce RTX 3080 Ti				26979	26	19.26	\$1,400.85
	GeForce RTX 3080 Ti Laptop GPU				19513	71	NA	NA
	GeForce RTX 3090				26673	29	14.44	\$1,846.68
	GeForce RTX 3090 Ti				29525	12	14.84	\$1,990.00*
	GeForce RTX 4050 Laptop GPU				14427	135	NA	NA
	GeForce RTX 4060				19743	65	65.81	\$299.99
	GeForce RTX 4060 Laptop GPU				17594	82	NA	NA
	GeForce RTX 4060 Ti				22712	45	51.62	\$439.99*
	GeForce RTX 4060 Ti 16GB				22746	43	50.55	\$449.99*
	GeForce RTX 4070				26973	27	45.72	\$589.99*
	GeForce RTX 4070 Laptop GPU				19549	69	NA	NA

CPU Benchmarks	Video Card Benchmarks	Hard Drive Benchmarks	Memory Benchmarks	PC Benchmarks	Software Marketshare	Database Benchmarks	Android Benchmarks	iOS Benchmarks
----------------	-----------------------	-----------------------	-------------------	---------------	----------------------	---------------------	--------------------	----------------

Videocard Name	Passmark G3D Mark (higher is better)	Rank (lower is better)	Videocard Value (higher is better)	Price (USD)
GeForce RTX 4070 Ti SUPER	31808	7	18.24	\$1,743.45*
GeForce RTX 4080	34530	4	23.05	\$1,498.07*
GeForce RTX 4080 Laptop GPU	25005	35	NA	NA
GeForce RTX 4080 SUPER	34343	5	31.22	\$1,099.99*
GeForce RTX 4090	38325	2	17.79	\$2,153.94*
GeForce RTX 4090 D	28686	19	NA	NA
GeForce RTX 4090 Laptop GPU	27451	24	NA	NA
Videocard Name	Passmark G3D Mark (higher is better)	Rank (lower is better)	Videocard Value (higher is better)	Price (USD)
GeForce RTX 5060	8125	287	NA	NA
GeForce RTX 5070	28478	20	NA	NA
GeForce RTX 5070 Ti	32074	6	NA	NA
GeForce RTX 5080	35937	3	35.97	\$999.00*
GeForce RTX 5090	38990	1	NA	NA
GeForce RTX 5090 Laptop GPU	28948	16	NA	NA
GF117	554	1623	NA	NA
Glenfly Arise-GT-10C0	1007	1198	NA	NA
GRID GTX P40-6	4340	502	NA	NA
GRID K1	650	1492	1.65	\$395.00*
GRID K2	2736	666	2.05	\$1,331.97*
GRID K120Q	293	1886	NA	NA
GRID K140Q	727	1417	NA	NA
GRID K160Q	628	1525	NA	NA
GRID K180Q	533	1650	NA	NA
GRID K220Q	912	1263	NA	NA
GRID K240Q	2541	700	NA	NA
GRID K260Q	2949	639	NA	NA
GRID K280Q	2839	647	NA	NA
GRID K520	3516	568	23.44	\$149.99*
GRID M6-0B	911	1264	NA	NA
GRID M6-1Q	2069	810	NA	NA
GRID M6-8Q	3568	565	NA	NA
GRID M10-0B	870	1287	NA	NA
GRID M10-0Q	795	1351	NA	NA

CPU Benchmarks	Video Card Benchmarks	Hard Drive Benchmarks	Memory Benchmarks	PC Benchmarks	Software Marketshare	Database Benchmarks	Android Benchmarks	iOS Benchmarks	
Videocard Name						Passmark G3D Mark (higher is better)	Rank (lower is better)	Videocard Value (higher is better)	Price (USD)
						2363	734	NA	NA
						2691	676	NA	NA
						2976	637	NA	NA
						1755	913	NA	NA
						1838	890	NA	NA
						827	1324	NA	NA
						4456	495	NA	NA
						3694	547	NA	NA
						5203	433	NA	NA
						3831	534	NA	NA
						5523	405	NA	NA
						3883	529	NA	NA
						2151	790	NA	NA
						3307	593	NA	NA
						6234	356	NA	NA
						3206	608	NA	NA
						5355	415	NA	NA
						3925	526	NA	NA
						4429	497	NA	NA
						9842	233	NA	NA
						8160	283	NA	NA
						4130	514	NA	NA
Videocard Name						Passmark G3D Mark (higher is better)	Rank (lower is better)	Videocard Value (higher is better)	Price (USD)
						681	1458	NA	NA
						5145	439	NA	NA
						7432	315	NA	NA
						8053	289	NA	NA
						8719	268	NA	NA
						2223	777	NA	NA
						3267	596	NA	NA
						5944	373	NA	NA
						8473	275	NA	NA
						21986	52	NA	NA

	Videocard Name	Passmark G3D Mark (higher is better)	Rank (lower is better)	Videocard Value (higher is better)	Price (USD)			
CPU Benchmarks	Video Card Benchmarks	Hard Drive Benchmarks	Memory Benchmarks	PC Benchmarks	Software Marketshare	Database Benchmarks	Android Benchmarks	iOS Benchmarks
	<u>GRID T4-2B</u>				2785	658	NA	NA
	<u>GRID T4-2Q</u>				3450	576	NA	NA
	<u>GRID T4-4Q</u>				3196	609	NA	NA
	<u>GRID T4-8Q</u>				5680	389	NA	NA
	<u>GRID V100-8Q</u>				16	2481	NA	NA
	<u>GRID V100D-8Q</u>				4155	512	NA	NA
	<u>GT 430</u>				223	1960	1.56	\$142.88*
	<u>Incredible HD</u>				389	1802	NA	NA
	<u>Incredible HD 4000</u>				517	1672	NA	NA
	<u>Incredible HD 4600</u>				749	1392	NA	NA
	<u>Inspiration CG620 MxGPU</u>				9105	256	NA	NA
	<u>Intel 2nd Generation SandyBridge HD</u>				169	2030	NA	NA
	<u>Intel 2nd Generation SandyBridge HD 3000</u>				205	1987	NA	NA
	<u>Intel 4th Generation Haswell HD</u>				419	1779	NA	NA
	<u>Intel 865 Embedded Controller</u>				3	2594	NA	NA
	<u>Intel 915G,910G Express</u>				4	2583	NA	NA
	<u>Intel 915G/915GV/910GL Embedded Controller Functio</u>				4	2564	NA	NA
	<u>Intel 945G Embedded Chipset Function 0</u>				4	2571	NA	NA
	<u>Intel 946GZ Embedded Chipset</u>				3	2609	NA	NA
	<u>Intel 946GZ Express</u>				2	2638	NA	NA
	<u>Intel 82845G Controller</u>				2	2640	NA	NA
	<u>Intel 82845G/GL Controller</u>				2	2627	NA	NA
	<u>Intel 82845G/GL/GE/PE/GV Controller</u>				2	2619	NA	NA
	<u>Intel 82852/82855 GM/GME Controller</u>				1	2651	NA	NA
	<u>Intel 82865G Controller</u>				4	2563	NA	NA
	<u>Intel 82915G Express</u>				5	2537	NA	NA
	<u>Intel 82915G/915GV/910GL</u>				3	2593	NA	NA
	<u>Intel 82915G/GV/910GL Advanced v3.5</u>				2	2626	NA	NA
	<u>Intel 82915G/GV/910GL Express</u>				3	2614	NA	NA
	<u>Intel 82945G Express</u>				10	2495	NA	NA
	<u>Intel 82945G Express-Chipsatzfamilie</u>				8	2508	NA	NA
	<u>Intel - Express Chipset G41</u>				56	2321	NA	NA
	<u>Intel - Express Chipset Q45/Q43</u>				57	2316	NA	NA
	<u>Intel Arc</u>				5455	409	23.72	\$229.99*

CPU Benchmarks	Video Card Benchmarks	Hard Drive Benchmarks	Memory Benchmarks	PC Benchmarks	Software Marketshare	Database Benchmarks	Android Benchmarks	iOS Benchmarks
----------------	-----------------------	-----------------------	-------------------	---------------	----------------------	---------------------	--------------------	----------------

Videocard Name	Passmark G3D Mark (higher is better)	Rank (lower is better)	Videocard Value (higher is better)	Price (USD)
Intel Arc 140T	5262	424	NA	NA
Videocard Name	Passmark G3D Mark (higher is better)	Rank (lower is better)	Videocard Value (higher is better)	Price (USD)
Intel Arc 140T GPU	6780	336	NA	NA
Intel Arc 140V GPU	5208	432	NA	NA
Intel Arc A310	5420	413	54.21	\$99.99*
Intel Arc A310 LP	4637	480	NA	NA
Intel Arc A370M	5115	445	NA	NA
Intel Arc A380	6238	355	51.99	\$119.99
Intel Arc A380E	6437	350	NA	NA
Intel Arc A530M	7329	319	NA	NA
Intel Arc A580	11909	194	66.17	\$179.99
Intel Arc A730M	10487	221	NA	NA
Intel Arc A750	12317	184	61.59	\$199.99*
Intel Arc A770	13193	158	43.98	\$299.99
Intel Arc A770M	11930	192	NA	NA
Intel Arc B570	13393	151	NA	NA
Intel Arc B580	15489	114	NA	NA
Intel Arc Pro	5676	391	NA	NA
Intel Arc Pro A60	9300	252	NA	NA
Intel B43 Express Chipset	138	2083	NA	NA
Intel Coffee Lake UHD	1158	1130	NA	NA
Intel Extreme Controller	1	2642	NA	NA
Intel G33/G31 Express	41	2372	NA	NA
Intel G35 Express	2097	806	NA	NA
Intel G41 Express Chipset	136	2089	NA	NA
Intel G41 Express-Chipsatz	57	2318	NA	NA
Intel G45/G43 Express Chipset	137	2085	NA	NA
Intel G45/G43/G41 Express Chipset	67	2289	NA	NA
Intel G965 Express	222	1961	NA	NA
Intel GMA 3150 Express	2	2633	NA	NA
Intel Graphics	3128	621	NA	NA
Intel Haswell HD - GT1	123	2122	NA	NA
Intel Haswell HD - GT2	139	2081	NA	NA

CPU Benchmarks	Video Card Benchmarks	Hard Drive Benchmarks	Memory Benchmarks	PC Benchmarks	Software Marketshare	Database Benchmarks	Android Benchmarks	iOS Benchmarks	
	Videocard Name					Passmark G3D Mark (higher is better)	Rank (lower is better)	Videocard Value (higher is better)	Price (USD)
	Intel HD 510					621	1532	NA	NA
	Intel HD 515					635	1511	NA	NA
	Intel HD 520					864	1292	NA	NA
	Intel HD 530					995	1209	NA	NA
	Intel HD 610					694	1448	NA	NA
	Intel HD 615					702	1444	NA	NA
	Intel HD 630					1113	1145	NA	NA
	Intel HD 2000					213	1976	NA	NA
	Intel HD 3000					261	1920	0.28	\$945.00*
	Intel HD 4000					347	1839	0.22	\$1,592.95*
	Intel HD 4400					523	1664	NA	NA
	Intel HD 4600					630	1522	NA	NA
	Intel HD 4600 manual-gen9_2015-134121					619	1535	NA	NA
	Intel HD 5000					584	1581	0.94	\$625.00*
	Intel HD 5200					830	1322	NA	NA
	Intel HD 5300					402	1793	NA	NA
	Videocard Name					Passmark G3D Mark (higher is better)	Rank (lower is better)	Videocard Value (higher is better)	Price (USD)
	Intel HD 5500					593	1567	NA	NA
	Intel HD 5600					1868	878	NA	NA
	Intel HD 6000					875	1285	NA	NA
	Intel HD Family					462	1738	NA	NA
	Intel HD Graphics 620					922	1256	NA	NA
	Intel HD manual-15.28-1861					62	2304	NA	NA
	Intel HD manual-gen9_2015-133271					165	2038	NA	NA
	Intel HD Modded					112	2161	NA	NA
	Intel HD P530					1160	1129	NA	NA
	Intel HD P630					1203	1109	NA	NA
	Intel HD P3000					280	1902	NA	NA
	Intel HD P4000					516	1673	NA	NA
	Intel HD P4600					505	1687	NA	NA
	Intel HD P4600/P4700					631	1518	NA	NA
	Intel Infoshock HD					193	1998	NA	NA
	Intel Iris 540					1261	1085	NA	NA

CPU Benchmarks	Video Card Benchmarks	Hard Drive Benchmarks	Memory Benchmarks	PC Benchmarks	Software Marketshare	Database Benchmarks	Android Benchmarks	iOS Benchmarks	
Videocard Name						Passmark G3D Mark (higher is better)	Rank (lower is better)	Videocard Value (higher is better)	Price (USD)
						736	1408	NA	NA
						904	1268	NA	NA
						1809	903	NA	NA
						1360	1057	NA	NA
						1719	927	NA	NA
						1604	972	NA	NA
						1721	925	NA	NA
						1997	833	NA	NA
						1179	1118	NA	NA
						925	1255	NA	NA
						1473	1023	NA	NA
						1845	887	NA	NA
						1596	975	NA	NA
						2676	678	NA	NA
						1971	842	NA	NA
						1927	856	NA	NA
						32	2419	NA	NA
						3	2601	NA	NA
						6	2518	NA	NA
						2	2618	NA	NA
						106	2174	NA	NA
						738	1404	NA	NA
						7	2514	NA	NA
						8	2504	NA	NA
						68	2286	NA	NA
						199	1992	NA	NA
						57	2319	NA	NA
						140	2074	NA	NA
						576	1591	NA	NA
						614	1543	NA	NA
						1495	1014	NA	NA
Videocard Name						Passmark G3D Mark (higher is better)	Rank (lower is better)	Videocard Value (higher is better)	Price (USD)
						318	1870	NA	NA

CPU Benchmarks	Video Card Benchmarks	Hard Drive Benchmarks	Memory Benchmarks	PC Benchmarks	Software Marketshare	Database Benchmarks	Android Benchmarks	iOS Benchmarks
	Videocard Name				Passmark G3D Mark (higher is better)	Rank (lower is better)	Videocard Value (higher is better)	Price (USD)
	<u>Intel UHD Graphics 615</u>				726	1419	NA	NA
	<u>Intel UHD Graphics 617</u>				855	1297	NA	NA
	<u>Intel UHD Graphics 620</u>				1042	1181	NA	NA
	<u>Intel UHD Graphics 630</u>				1237	1092	NA	NA
	<u>Intel UHD Graphics 710</u>				1086	1159	NA	NA
	<u>Intel UHD Graphics 730</u>				1587	979	NA	NA
	<u>Intel UHD Graphics 750</u>				1724	923	NA	NA
	<u>Intel UHD Graphics 770</u>				1913	861	NA	NA
	<u>Intel UHD Graphics P630</u>				2169	787	NA	NA
	<u>Intel UHD Graphics P750</u>				1662	947	NA	NA
	<u>Intel US15 Embedded Media and Controller</u>				7	2515	NA	NA
	<u>ION</u>				108	2171	<u>0.47</u>	<u>\$229.99*</u>
	<u>ION LE</u>				97	2203	NA	NA
	<u>L4</u>				6006	371	NA	NA
	<u>L4-1Q</u>				258	1924	NA	NA
	<u>L4-2Q</u>				5723	387	NA	NA
	<u>L4-4Q</u>				5028	454	NA	NA
	<u>L4-6Q</u>				3209	607	NA	NA
	<u>L40-8Q</u>				11670	198	NA	NA
	<u>L40S</u>				18881	74	NA	NA
	<u>M860G with Mobility Radeon 4100</u>				75	2262	NA	NA
	<u>M880G with Mobility Radeon HD 4200</u>				92	2217	NA	NA
	<u>M880G with Mobility Radeon HD 4225</u>				71	2273	NA	NA
	<u>M880G with Mobility Radeon HD 4250</u>				104	2184	NA	NA
	<u>Master X3100 Driver</u>				10	2496	NA	NA
	<u>Matrox C420 LP PCIe x16</u>				597	1560	NA	NA
	<u>Matrox C680 PCIe x16</u>				1903	865	NA	NA
	<u>Matrox C900 PCIe x16</u>				1812	902	NA	NA
	<u>Matrox G200e WDDM 1.2</u>				59	2311	NA	NA
	<u>Matrox G200e WDDM 2.0</u>				100	2197	NA	NA
	<u>Matrox G200eh</u>				40	2376	NA	NA
	<u>Matrox G200eh WDDM 1.2</u>				51	2329	NA	NA
	<u>Matrox G200eh WDDM 2.0</u>				46	2352	NA	NA
	<u>Matrox G200eR</u>				36	2396	NA	NA

CPU Benchmarks	Video Card Benchmarks	Hard Drive Benchmarks	Memory Benchmarks	PC Benchmarks	Software Marketshare	Database Benchmarks	Android Benchmarks	iOS Benchmarks	
	<u>Matrox G200eW</u>					39	2381	NA	NA
	<u>Matrox G200eW3 WDDM 2.0</u>					89	2227	NA	NA
	<u>Matrox G200eW WDDM 1.2</u>					50	2339	NA	NA
	<u>Matrox LUMA A310</u>					3690	549	NA	NA
	<u>Matrox LUMA A310F</u>					3873	532	NA	NA
	<u>Matrox LUMA A380P</u>					5811	381	NA	NA
	<u>Matrox M9120 PCIe x16</u>					19	2468	NA	NA
	<u>Matrox M9120 Plus LP PCIe x16</u>					25	2446	NA	NA
	<u>Matrox M9125 PCIe x16</u>					25	2448	NA	NA
	<u>Matrox M9128 LP PCIe x16</u>					31	2425	NA	NA
	Videocard Name					Passmark G3D Mark (higher is better)	Rank (lower is better)	Videocard Value (higher is better)	Price (USD)
	<u>Matrox M9138 LP PCIe x16</u>					42	2367	NA	NA
	<u>Matrox M9140 LP PCIe x16</u>					23	2459	NA	NA
	<u>Matrox M9148 LP PCIe x16</u>					40	2378	NA	NA
	<u>Matrox Millennium P650 PCIe 128</u>					5	2546	NA	NA
	<u>Matrox Millennium P690 PCIe x16</u>					366	1825	NA	NA
	<u>Matrox Millennium P690 Plus LP PCIe x16</u>					6	2520	NA	NA
	<u>Matrox Parhelica 128MB</u>					3	2603	0.01	\$393.99*
	<u>Matrox Parhelica 256MB</u>					9	2498	NA	NA
	<u>Matrox Parhelica APVe</u>					5	2539	NA	NA
	<u>MEDION RADEON 9800 XXL</u>					71	2272	NA	NA
	<u>MEDION RADEON X740XL</u>					94	2211	NA	NA
	<u>Meta Virtual Monitor</u>					6977	328	NA	NA
	<u>Mi Pad 5 Adreno 640 GPU</u>					677	1463	NA	NA
	<u>MIRRORV3</u>					1080	1161	NA	NA
	<u>Mobile Intel965 Express</u>					17	2478	NA	NA
	<u>Mobile Intel 4 Express-Chipsatzfamilie</u>					44	2361	NA	NA
	<u>Mobile Intel 45 Express</u>					41	2370	NA	NA
	<u>Mobile Intel 45 Express-Chipsatzfamilie</u>					117	2142	NA	NA
	<u>Mobile Intel 915GM/GMS/910GML Express</u>					1	2645	NA	NA
	<u>Mobile Intel 945 Express</u>					1	2646	NA	NA
	<u>Mobile Intel 945GM Express</u>					5	2534	NA	NA
	<u>Mobile Intel 945GM/GU Express</u>					5	2547	NA	NA

CPU Benchmarks	Video Card Benchmarks	Hard Drive Benchmarks	Memory Benchmarks	PC Benchmarks	Software Marketshare	Database Benchmarks	Android Benchmarks	iOS Benchmarks	
	Videocard Name					Passmark G3D Mark (higher is better)	Rank (lower is better)	Videocard Value (higher is better)	Price (USD)
	Mobile Intel 965 Express-Chipsatzfamilie					24	2456	NA	NA
	Mobile Intel - famiglia Express Chipset 45					38	2386	NA	NA
	Mobile Intel HD					244	1941	0.51	\$479.98*
	Mobile Intel serie 4 Express					44	2360	NA	NA
	MOBILITY FIREGL 7800					4	2560	NA	NA
	MOBILITY FIREGL T2					40	2375	NA	NA
	MOBILITY FIREGL T2/T2e					33	2413	NA	NA
	MOBILITY FireGL V3200					62	2306	NA	NA
	MOBILITY FireGL V5000					81	2247	NA	NA
	MOBILITY FireGL V5200					44	2357	NA	NA
	MOBILITY FireGL V5250					27	2437	NA	NA
	Mobility FireGL V5725					219	1967	NA	NA
	MOBILITY IGP 9000/9100					10	2497	NA	NA
	Mobility Radeon 4100					81	2252	NA	NA
	MOBILITY RADEON 7000 IGP					6	2526	NA	NA
	MOBILITY RADEON 7500					3	2597	NA	NA
	MOBILITY RADEON 9000					3	2607	NA	NA
	MOBILITY RADEON 9000 IGP					7	2509	NA	NA
	MOBILITY RADEON 9000/9100 IGP					5	2538	NA	NA
	MOBILITY RADEON 9100 IGP					2	2617	NA	NA
	MOBILITY RADEON 9200					3	2616	NA	NA
	MOBILITY RADEON 9550					30	2431	NA	NA
	MOBILITY RADEON 9600					36	2400	NA	NA
	MOBILITY RADEON 9600 PRO TURBO					24	2452	NA	NA
	MOBILITY RADEON 9600/9700					39	2384	NA	NA
	Videocard Name					Passmark G3D Mark (higher is better)	Rank (lower is better)	Videocard Value (higher is better)	Price (USD)
	MOBILITY RADEON 9700					27	2436	NA	NA
	MOBILITY RADEON 9800					46	2353	NA	NA
	Mobility Radeon HD 530v					174	2017	NA	NA
	Mobility Radeon HD 540v					188	2006	NA	NA
	Mobility Radeon HD 545v					199	1991	NA	NA
	Mobility Radeon HD 550v					266	1914	NA	NA
	Mobility Radeon HD 560v					318	1871	NA	NA

CPU Benchmarks	Video Card Benchmarks	Hard Drive Benchmarks	Memory Benchmarks	PC Benchmarks	Software Marketshare	Database Benchmarks	Android Benchmarks	iOS Benchmarks
	Videocard Name				Passmark G3D Mark (higher is better)	Rank (lower is better)	Videocard Value (higher is better)	Price (USD)
	Mobility Radeon HD 2400				89	2226	NA	NA
	Mobility Radeon HD 2400 XT				102	2191	NA	NA
	Mobility Radeon HD 2600				167	2033	NA	NA
	Mobility Radeon HD 2600 XT				191	2001	NA	NA
	Mobility Radeon HD 3400 Serisi				111	2164	NA	NA
	Mobility Radeon HD 3410				62	2303	NA	NA
	Mobility Radeon HD 3430				98	2202	NA	NA
	Mobility Radeon HD 3450				91	2224	NA	NA
	Mobility Radeon HD 3470				93	2214	NA	NA
	Mobility Radeon HD 3470 Hybrid X2				93	2213	NA	NA
	Mobility Radeon HD 3650				141	2073	1.92	\$73.53*
	Mobility Radeon HD 3670				232	1950	NA	NA
	Mobility Radeon HD 3850				365	1827	NA	NA
	Mobility Radeon HD 3870				547	1631	NA	NA
	Mobility Radeon HD 3870 X2				477	1714	NA	NA
	Mobility Radeon HD 4200				90	2225	NA	NA
	Mobility Radeon HD 4225				66	2297	NA	NA
	Mobility Radeon HD 4250				98	2200	NA	NA
	Mobility Radeon HD 4270				92	2216	NA	NA
	Mobility Radeon HD 4300 Serisi				73	2268	NA	NA
	Mobility Radeon HD 4330				135	2091	NA	NA
	Mobility Radeon HD 4350				148	2055	NA	NA
	Mobility Radeon HD 4550				191	2004	NA	NA
	Mobility Radeon HD 4570				147	2056	1.95	\$75.90*
	Mobility Radeon HD 4650				401	1794	NA	NA
	Mobility Radeon HD 4670				463	1737	NA	NA
	Mobility Radeon HD 4830				511	1674	NA	NA
	Mobility Radeon HD 4850				866	1291	NA	NA
	Mobility Radeon HD 4870				719	1424	NA	NA
	Mobility Radeon HD 5000				773	1369	NA	NA
	Mobility Radeon HD 5000 Serisi				478	1710	NA	NA
	Mobility Radeon HD 5165				284	1897	NA	NA
	Mobility Radeon HD 5430				181	2008	NA	NA
	Mobility Radeon HD 5450				214	1974	NA	NA

CPU Benchmarks	Video Card Benchmarks	Hard Drive Benchmarks	Memory Benchmarks	PC Benchmarks	Software Marketshare	Database Benchmarks	Android Benchmarks	iOS Benchmarks
Videocard Name					Passmark G3D Mark (higher is better)	Rank (lower is better)	Videocard Value (higher is better)	Price (USD)
Mobility Radeon HD 5650					446	1758	NA	NA
Mobility Radeon HD 5730					507	1684	NA	NA
Mobility Radeon HD 5850					763	1381	NA	NA
Mobility Radeon HD 5870					1091	1156	NA	NA
Videocard Name					Passmark G3D Mark (higher is better)	Rank (lower is better)	Videocard Value (higher is better)	Price (USD)
Mobility Radeon HD serie 4200					96	2207	NA	NA
MOBILITY RADEON X300					33	2412	NA	NA
MOBILITY RADEON X600					50	2338	NA	NA
MOBILITY RADEON X600 SE					49	2341	NA	NA
MOBILITY RADEON X700					66	2294	NA	NA
MOBILITY RADEON X700 XL					59	2308	NA	NA
Mobility Radeon X1300					39	2382	NA	NA
Mobility Radeon X1350					39	2380	NA	NA
Mobility Radeon X1400					42	2364	NA	NA
Mobility Radeon X1450					33	2416	NA	NA
Mobility Radeon X1600					92	2219	NA	NA
Mobility Radeon X1700					104	2181	NA	NA
MOBILITY RADEON X1800					130	2103	NA	NA
Mobility Radeon X1900					134	2093	NA	NA
Mobility Radeon X2300					48	2345	NA	NA
Mobility Radeon X2300 HD					48	2344	NA	NA
Mobility Radeon X2500					81	2246	NA	NA
MOBILITY RADEON XPRESS 200					27	2440	NA	NA
Mobility Radeon. HD 5470					215	1973	NA	NA
MOBILITY/RADEON 9000					4	2580	NA	NA
MONSTER GeForce GTX 675M					2637	681	NA	NA
MxGPU					1282	1077	NA	NA
N16P-GX					1204	1106	NA	NA
N18E-Q1					2525	704	NA	NA
nForce 750a SLI					83	2242	NA	NA
nForce 760i SLI					140	2079	NA	NA
nForce 780a SLI					92	2220	NA	NA
nForce 980a/780a SLI					81	2249	NA	NA

		Videocard Name	Passmark G3D Mark (higher is better)	Rank (lower is better)	Videocard Value (higher is better)	Price (USD)		
CPU Benchmarks	Video Card Benchmarks	Hard Drive Benchmarks	Memory Benchmarks	PC Benchmarks	Software Marketshare	Database Benchmarks	Android Benchmarks	iOS Benchmarks
		<u>NVIDIA A10-4Q</u>	2983	634	NA	NA		
		<u>NVIDIA A10G</u>	18773	76	NA	NA		
		<u>NVIDIA A40</u>	14664	132	NA	NA		
		<u>NVIDIA A40-8Q</u>	4220	509	NA	NA		
		<u>NVIDIA A40-12Q</u>	4145	513	NA	NA		
		<u>NVIDIA GeForce3 Ti200</u>	5	2536	NA	NA		
		<u>NVIDIA TITAN X</u>	13659	144	22.46	\$608.10*		
		<u>NVIDIA TITAN Xp</u>	18885	73	11.48	\$1,645.00*		
		<u>NVS 300</u>	121	2129	1.93	\$62.97*		
		<u>NVS 310</u>	263	1918	4.24	\$62.06*		
		<u>NVS 315</u>	317	1872	4.54	\$69.99*		
		<u>NVS 510</u>	686	1454	6.13	\$111.99*		
		<u>NVS 810</u>	1190	1115	1.90	\$624.99*		
		<u>NVS 2100M</u>	139	2080	NA	NA		
		<u>NVS 3100M</u>	118	2140	NA	NA		
		<u>NVS 4200M</u>	294	1885	0.74	\$399.00*		
		<u>NVS 5100M</u>	199	1990	NA	NA		
		<u>NVS 5200M</u>	508	1679	NA	NA		
		<u>NVS 5400M</u>	623	1531	NA	NA		
		Videocard Name	Passmark G3D Mark (higher is better)	Rank (lower is better)	Videocard Value (higher is better)	Price (USD)		
		<u>OPAL XT/GL</u>	1053	1172	NA	NA		
		<u>P104-100</u>	3655	556	12.19	\$299.99*		
		<u>P106-090</u>	2447	715	NA	NA		
		<u>P106-100</u>	6689	341	NA	NA		
		<u>Parsec Virtual Display Adapter</u>	6089	368	NA	NA		
		<u>PCI\VEN_1002&DEV_164E&SUBSYS_D0001458&REV_C3 Ryzen</u>	1653	949	NA	NA		
		<u>PCI\VEN_1002&DEV_164E&SUBSYS_D0001458&REV_C7 Ryzen</u>	1642	955	NA	NA		
		<u>PHDGD Ivy_4</u>	374	1818	NA	NA		
		<u>PHDGD Ivy_5</u>	445	1760	NA	NA		
		<u>PHDGD Quantic C3</u>	116	2143	NA	NA		
		<u>PHDGD Sapphire GR for Mobile Intel 965</u>	25	2445	NA	NA		
		<u>PHDGD Solo 1.2.0 x86</u>	11	2494	NA	NA		

	Videocard Name	Passmark G3D Mark (higher is better)	Rank (lower is better)	Videocard Value (higher is better)	Price (USD)			
CPU Benchmarks	Video Card Benchmarks	Hard Drive Benchmarks	Memory Benchmarks	PC Benchmarks	Software Marketshare	Database Benchmarks	Android Benchmarks	iOS Benchmarks
	<u>Quadro2 MXR/EX</u>				4	2570	NA	NA
	<u>Quadro2 Pro</u>				1	2653	NA	NA
	<u>Quadro4 380 XGL</u>				6	2521	NA	NA
	<u>Quadro4 900 XGL</u>				4	2553	NA	NA
	<u>Quadro4 980 XGL</u>				5	2551	<u>0.01</u>	<u>\$341.43*</u>
	<u>Quadro 280 NVS PCIe</u>				5	2535	NA	NA
	<u>Quadro 400</u>				148	2054	<u>0.70</u>	<u>\$211.00*</u>
	<u>Quadro 410</u>				439	1763	<u>3.41</u>	<u>\$129.00*</u>
	<u>Quadro 500M</u>				570	1600	<u>2.07</u>	<u>\$275.14*</u>
	<u>Quadro 600</u>				528	1658	<u>6.95</u>	<u>\$76.00*</u>
	<u>Quadro 1000M</u>				561	1612	<u>10.30</u>	<u>\$54.50*</u>
	<u>Quadro 1100M</u>				755	1388	NA	NA
	<u>Quadro 2000</u>				947	1232	<u>4.44</u>	<u>\$213.23*</u>
	<u>Quadro 2000 D</u>				1239	1089	NA	NA
	<u>Quadro 2000D</u>				976	1218	<u>1.72</u>	<u>\$567.32</u>
	<u>Quadro 2000M</u>				765	1379	<u>3.33</u>	<u>\$229.74*</u>
	<u>Quadro 2100M</u>				1100	1150	NA	NA
	<u>Quadro 3000M</u>				997	1206	<u>14.26</u>	<u>\$69.99*</u>
	<u>Quadro 4000</u>				1475	1022	<u>2.98</u>	<u>\$495.00*</u>
	<u>Quadro 4000M</u>				1278	1079	<u>5.51</u>	<u>\$232.06*</u>
	<u>Quadro 5000</u>				1938	853	<u>0.90</u>	<u>\$2,163.82</u>
	<u>Quadro 5000M</u>				2059	815	NA	NA
	<u>Quadro 5010M</u>				1691	940	<u>7.17</u>	<u>\$235.95*</u>
	<u>Quadro 6000</u>				2701	675	<u>0.66</u>	<u>\$4,092.38*</u>
	<u>Quadro 7000</u>				3505	569	NA	NA
	<u>Quadro CX</u>				947	1233	<u>6.32</u>	<u>\$149.95*</u>
	<u>Quadro FX 350</u>				85	2232	NA	NA
	<u>Quadro FX 350M</u>				44	2359	NA	NA
	<u>Quadro FX 360M</u>				86	2230	NA	NA
	<u>Quadro FX 370</u>				83	2241	<u>0.67</u>	<u>\$125.00*</u>
	<u>Quadro FX 370 Low Profile</u>				102	2188	NA	NA
	<u>Quadro FX 370 LP</u>				108	2172	NA	NA
	<u>Quadro FX 370M</u>				93	2215	NA	NA
	<u>Quadro FX 380</u>				173	2019	<u>2.39</u>	<u>\$72.50*</u>

CPU Benchmarks	Video Card Benchmarks	Hard Drive Benchmarks	Memory Benchmarks	PC Benchmarks	Software Marketshare	Database Benchmarks	Android Benchmarks	iOS Benchmarks
----------------	-----------------------	-----------------------	-------------------	---------------	----------------------	---------------------	--------------------	----------------

Videocard Name	Passmark G3D Mark (higher is better)	Rank (lower is better)	Videocard Value (higher is better)	Price (USD)
Quadro FX 380M	120	2131	NA	NA
Quadro FX 500/600 PCI	14	2484	NA	NA
Quadro FX 500/FX 600	7	2512	NA	NA
Quadro FX 540	80	2254	1.35	\$59.99*
Quadro FX 550	63	2301	0.22	\$287.82*
Quadro FX 560	113	2154	0.76	\$150.25*
Quadro FX 570	248	1937	2.16	\$115.00*
Quadro FX 570M	104	2185	NA	NA
Quadro FX 580	162	2041	1.25	\$130.00*
Quadro FX 770M	220	1964	0.42	\$527.00*
Quadro FX 880M	229	1953	NA	NA
Quadro FX 1000	34	2408	NA	NA
Quadro FX 1100	35	2401	0.17	\$212.99*
Quadro FX 1300	34	2407	NA	NA
Quadro FX 1400	124	2118	0.51	\$245.01*
Quadro FX 1500	169	2028	0.36	\$466.29
Quadro FX 1500M	171	2023	NA	NA
Quadro FX 1600M	231	1952	1.54	\$149.90*
Quadro FX 1700	191	2003	0.55	\$350.14*
Quadro FX 1700M	172	2021	NA	NA
Quadro FX 1800	397	1796	2.95	\$135.00*
Quadro FX 1800M	494	1700	NA	NA
Quadro FX 2000	18	2475	NA	NA
Quadro FX 2500M	217	1968	12.45	\$17.50*
Quadro FX 2700	543	1641	NA	NA
Quadro FX 2700M	366	1824	3.67	\$99.95*
Quadro FX 2800M	414	1783	2.18	\$190.00*
Quadro FX 3000	69	2284	0.41	\$166.61*
Quadro FX 3400/4400	104	2183	NA	NA
Quadro FX 3450	148	2053	1.24	\$119.99*
Quadro FX 3450/4000 SDI	179	2012	NA	NA
Quadro FX 3500	259	1923	3.77	\$68.98*
Quadro FX 3500M	306	1881	3.06	\$99.99*

CPU Benchmarks	Video Card Benchmarks	Hard Drive Benchmarks	Memory Benchmarks	PC Benchmarks	Software Marketshare	Database Benchmarks	Android Benchmarks	iOS Benchmarks	
	<u>Quadro FX 3700M</u>					452	1752	0.49	\$925.00*
	<u>Quadro FX 3800</u>					822	1327	3.17	\$259.13*
	<u>Quadro FX 3800M</u>					574	1595	NA	NA
	<u>Quadro FX 4000</u>					101	2195	NA	NA
	<u>Quadro FX 4500</u>					227	1955	1.34	\$169.00*
	<u>Quadro FX 4500 X2</u>					236	1948	NA	NA
	<u>Quadro FX 4600</u>					425	1772	1.28	\$333.25*
	<u>Quadro FX 4700 X2</u>					676	1468	NA	NA
	<u>Quadro FX 4800</u>					994	1211	0.57	\$1,756.62
	<u>Quadro FX 5500</u>					242	1943	0.12	\$1,999.00*
	<u>Quadro FX 5600</u>					525	1662	1.78	\$295.00*
	<u>Quadro FX 5800</u>					1221	1100	4.46	\$274.00*
	<u>Quadro FX Go1400</u>					101	2192	NA	NA
	<u>Quadro GP100</u>					15149	123	NA	NA
	Videocard Name					Passmark G3D Mark (higher is better)	Rank (lower is better)	Videocard Value (higher is better)	Price (USD)
	<u>Quadro GV100</u>					19824	62	2.20	\$8,999.00*
	<u>Quadro K420</u>					734	1411	2.73	\$269.00*
	<u>Quadro K510M</u>					641	1504	NA	NA
	<u>Quadro K600</u>					728	1416	12.09	\$60.24*
	<u>Quadro K610M</u>					706	1437	2.95	\$240.00*
	<u>Quadro K620</u>					2225	774	1.10	\$2,029.99*
	<u>Quadro K620M</u>					1163	1126	NA	NA
	<u>Quadro K1000M</u>					774	1364	11.07	\$69.95*
	<u>Quadro K1100M</u>					1087	1158	3.37	\$322.99*
	<u>Quadro K1200</u>					2947	640	10.33	\$285.29*
	<u>Quadro K2000</u>					1577	982	5.37	\$294.00*
	<u>Quadro K2000D</u>					1586	980	4.67	\$339.99*
	<u>Quadro K2000M</u>					1010	1194	7.02	\$144.04*
	<u>Quadro K2100M</u>					1359	1058	3.27	\$415.99*
	<u>Quadro K2200</u>					3571	562	13.31	\$268.30*
	<u>Quadro K2200M</u>					3501	570	28.02	\$124.95*
	<u>Quadro K3000M</u>					1646	954	4.04	\$407.56*
	<u>Quadro K3100M</u>					2267	761	5.67	\$399.95*

CPU Benchmarks	Video Card Benchmarks	Hard Drive Benchmarks	Memory Benchmarks	PC Benchmarks	Software Marketshare	Database Benchmarks	Android Benchmarks	iOS Benchmarks	
	<u>Quadro K4100M</u>					2771	660	10.61	\$261.29*
	<u>Quadro K4200</u>					4335	503	17.41	\$249.00*
	<u>Quadro K5000</u>					3987	524	16.02	\$249.00*
	<u>Quadro K5000M</u>					2806	653	5.51	\$508.91*
	<u>Quadro K5100M</u>					3225	605	2.91	\$1,108.84*
	<u>Quadro K5200</u>					6119	365	14.75	\$415.00*
	<u>Quadro K6000</u>					8052	290	38.22	\$210.66*
	<u>Quadro M500M</u>					1167	1122	NA	NA
	<u>Quadro M520</u>					1890	871	NA	NA
	<u>Quadro M600M</u>					2171	786	8.62	\$251.99*
	<u>Quadro M620</u>					2763	663	NA	NA
	<u>Quadro M1000M</u>					2852	646	33.17	\$85.99*
	<u>Quadro M1200</u>					3209	606	NA	NA
	<u>Quadro M2000</u>					3999	523	15.14	\$264.24*
	<u>Quadro M2000M</u>					3447	577	16.17	\$213.16*
	<u>Quadro M2200</u>					4260	505	17.04	\$249.99*
	<u>Quadro M3000M</u>					5616	396	35.12	\$159.95*
	<u>Quadro M4000</u>					6682	342	18.46	\$362.00*
	<u>Quadro M4000M</u>					6140	363	24.09	\$254.91*
	<u>Quadro M5000</u>					9418	248	18.87	\$499.00*
	<u>Quadro M5000M</u>					7002	327	12.80	\$546.92*
	<u>Quadro M5500</u>					7915	295	NA	NA
	<u>Quadro M6000</u>					11776	196	2.40	\$4,914.90*
	<u>Quadro M6000 24GB</u>					11916	193	NA	NA
	<u>Quadro NVS 55/280 PCI</u>					6	2529	NA	NA
	<u>Quadro NVS 110M</u>					47	2347	NA	NA
	<u>Quadro NVS 120M</u>					46	2350	NA	NA
	<u>Quadro NVS 130M</u>					97	2206	NA	NA
	<u>Quadro NVS 135M</u>					50	2337	NA	NA
	Videocard Name					Passmark G3D Mark (higher is better)	Rank (lower is better)	Videocard Value (higher is better)	Price (USD)
	<u>Quadro NVS 140M</u>					78	2258	NA	NA
	<u>Quadro NVS 150M</u>					70	2278	NA	NA
	<u>Quadro NVS 160M</u>					141	2072	NA	NA

CPU Benchmarks	Video Card Benchmarks	Hard Drive Benchmarks	Memory Benchmarks	PC Benchmarks	Software Marketshare	Database Benchmarks	Android Benchmarks	iOS Benchmarks
	Videocard Name				Passmark G3D Mark (higher is better)	Rank (lower is better)	Videocard Value (higher is better)	Price (USD)
	Quadro NVS 280 PCI				8	2507	0.06	\$130.00*
	Quadro NVS 280 SD				2	2635	NA	NA
	Quadro NVS 285				43	2363	0.26	\$169.86*
	Quadro NVS 285 128MB				38	2388	0.70	\$55.00*
	Quadro NVS 290				228	1954	3.86	\$59.00*
	Quadro NVS 295				111	2165	1.76	\$63.00*
	Quadro NVS 320M				208	1984	NA	NA
	Quadro NVS 420				120	2133	0.80	\$150.00*
	Quadro NVS 440				37	2392	0.16	\$228.87*
	Quadro NVS 450				66	2293	0.14	\$494.17
	Quadro NVS 510M				238	1945	NA	NA
	Quadro P400				1648	952	8.20	\$201.17*
	Quadro P500				1632	959	NA	NA
	Quadro P520				2096	807	1.40	\$1,499.00*
	Quadro P600				3318	590	15.76	\$210.58*
	Quadro P620				3663	552	6.38	\$574.55*
	Quadro P1000				4482	492	15.46	\$289.99*
	Quadro P2000				6959	330	15.83	\$439.60*
	Quadro P2000 with Max-Q Design				5290	422	NA	NA
	Quadro P2200				9352	251	20.34	\$459.80*
	Quadro P3000				6445	349	NA	NA
	Quadro P3200				8668	269	22.27	\$389.30*
	Quadro P3200 with Max-Q Design				9077	260	NA	NA
	Quadro P4000				11568	201	20.80	\$556.19*
	Quadro P4000 with Max-Q Design				9082	259	NA	NA
	Quadro P4200				10729	217	NA	NA
	Quadro P4200 with Max-Q Design				11585	200	NA	NA
	Quadro P5000				12649	172	6.77	\$1,868.99*
	Quadro P5200				11985	190	NA	NA
	Quadro P5200 with Max-Q Design				12568	174	NA	NA
	Quadro P6000				15515	113	4.77	\$3,250.00*
	Quadro RTX 3000				10991	211	NA	NA
	Quadro RTX 3000 with Max-Q Design				8224	280	NA	NA
	Quadro RTX 4000				15216	122	16.93	\$899.00*

CPU Benchmarks	Video Card Benchmarks	Hard Drive Benchmarks	Memory Benchmarks	PC Benchmarks	Software Marketshare	Database Benchmarks	Android Benchmarks	iOS Benchmarks	
Videocard Name						Passmark G3D Mark (higher is better)	Rank (lower is better)	Videocard Value (higher is better)	Price (USD)
Quadro RTX 5000						15615	110	NA	NA
Quadro RTX 5000 (Mobile)						14832	129	NA	NA
Quadro RTX 5000 with Max-Q Design						13047	162	NA	NA
Quadro RTX 6000						18578	79	2.95	\$6,300.00*
Quadro RTX 8000						19748	64	5.25	\$3,760.00*
Quadro T1000						6491	346	17.54	\$369.99*
Quadro T1000 with Max-Q Design						6729	337	NA	NA
Quadro T2000						7235	320	13.70	\$528.35*
Videocard Name						Passmark G3D Mark (higher is better)	Rank (lower is better)	Videocard Value (higher is better)	Price (USD)
Quadro T2000 with Max-Q Design						6894	333	NA	NA
Qualcomm Adreno 7c Gen 3 GPU						748	1394	NA	NA
Qualcomm Adreno 7c+ Gen 3						563	1608	NA	NA
Qualcomm Adreno 8cx Gen 3						1959	847	NA	NA
Qualcomm Adreno 540 GPU						118	2138	NA	NA
Qualcomm Adreno 618 GPU						127	2112	NA	NA
Qualcomm Adreno 630 GPU						282	1898	NA	NA
Qualcomm Adreno 675 GPU						539	1645	NA	NA
Qualcomm Adreno 680 GPU						868	1290	NA	NA
Qualcomm Adreno 685 GPU						975	1219	NA	NA
Qualcomm Adreno 690 GPU						1050	1174	NA	NA
Qualcomm Adreno X1-45 GPU						1715	928	NA	NA
Qualcomm Adreno X1-85 GPU						2808	652	NA	NA
QXL KMDOD						18	2470	NA	NA
Radeon 520						862	1293	9.59	\$89.99*
Radeon 530						1028	1187	NA	NA
Radeon 535						1062	1168	NA	NA
Radeon 535DX						773	1366	NA	NA
Radeon 540						1403	1046	NA	NA
Radeon 540X						1445	1027	NA	NA
Radeon 550						2110	798	15.02	\$140.58*
Radeon 550X						1401	1047	NA	NA
Radeon 610M						1113	1144	NA	NA
Radeon 610M Ryzen 9 7845HX						11463	205	NA	NA

CPU Benchmarks	Video Card Benchmarks	Hard Drive Benchmarks	Memory Benchmarks	PC Benchmarks	Software Marketshare	Database Benchmarks	Android Benchmarks	iOS Benchmarks	
Videocard Name						Passmark G3D Mark (higher is better)	Rank (lower is better)	Videocard Value (higher is better)	Price (USD)
						927	1254	NA	NA
						1073	1164	NA	NA
						1512	1007	NA	NA
						3341	586	NA	NA
						3258	597	NA	NA
						4931	460	NA	NA
						3180	611	NA	NA
						5676	390	NA	NA
						7016	326	NA	NA
						4768	471	NA	NA
						7726	302	NA	NA
						8447	276	NA	NA
						59	2309	0.31	\$190.99*
						98	2201	0.31	\$319.00*
						370	1821	NA	NA
						483	1708	NA	NA
						73	2266	0.39	\$189.15*
						529	1655	NA	NA
						911	1265	NA	NA
						2	2624	NA	NA
						3	2589	NA	NA
						2	2620	0.00	\$599.99*
						3	2610	0.02	\$177.25*
Videocard Name						Passmark G3D Mark (higher is better)	Rank (lower is better)	Videocard Value (higher is better)	Price (USD)
						4	2561	NA	NA
						15695	108	NA	NA
						16387	101	NA	NA
						6	2522	NA	NA
						4	2565	NA	NA
						3	2599	NA	NA
						6	2528	NA	NA
						5	2544	NA	NA
						3	2596	0.02	\$153.63*

		Videocard Name	Passmark G3D Mark (higher is better)	Rank (lower is better)	Videocard Value (higher is better)	Price (USD)		
CPU Benchmarks	Video Card Benchmarks	Hard Drive Benchmarks	Memory Benchmarks	PC Benchmarks	Software Marketshare	Database Benchmarks	Android Benchmarks	iOS Benchmarks
		<u>RADEON 9200 SE</u>		2	2631	NA	NA	
		<u>RADEON 9250</u>		2	2629	<u>0.01</u>	<u>\$194.00*</u>	
		<u>RADEON 9500</u>		36	2398	<u>0.90</u>	<u>\$40.50*</u>	
		<u>RADEON 9500 PRO / 9700</u>		41	2369	NA	NA	
		<u>RADEON 9550</u>		34	2405	<u>0.12</u>	<u>\$291.74*</u>	
		<u>Radeon 9550 / X1050</u>		29	2435	NA	NA	
		<u>RADEON 9600 Family</u>		25	2451	NA	NA	
		<u>RADEON 9600 PRO</u>		42	2365	NA	NA	
		<u>RADEON 9600 PRO Family</u>		26	2442	NA	NA	
		<u>RADEON 9600 TX Family</u>		18	2472	NA	NA	
		<u>RADEON 9600 XT</u>		35	2403	NA	NA	
		<u>RADEON 9600SE</u>		27	2438	NA	NA	
		<u>RADEON 9700 PRO</u>		53	2324	NA	NA	
		<u>Radeon 9700 TX w/TV-Out</u>		44	2362	NA	NA	
		<u>RADEON 9800</u>		57	2317	<u>0.18</u>	<u>\$325.00*</u>	
		<u>RADEON 9800 PRO</u>		59	2310	NA	NA	
		<u>RADEON 9800 SE</u>		23	2458	NA	NA	
		<u>RADEON 9800 XT</u>		56	2320	NA	NA	
		<u>RADEON A9800XT</u>		22	2463	NA	NA	
		<u>Radeon Athlon Gold 3150U</u>		769	1376	NA	NA	
		<u>Radeon Athlon Gold PRO 4150GE</u>		1573	984	NA	NA	
		<u>Radeon Athlon PRO 3045B</u>		563	1610	NA	NA	
		<u>Radeon Athlon Silver 3050U</u>		678	1461	NA	NA	
		<u>RADEON E2400</u>		51	2330	NA	NA	
		<u>RADEON E4690</u>		405	1792	NA	NA	
		<u>Radeon E6460</u>		323	1863	NA	NA	
		<u>Radeon E6465</u>		231	1951	NA	NA	
		<u>Radeon E6760</u>		876	1283	<u>3.65</u>	<u>\$239.99*</u>	
		<u>Radeon E8860</u>		1686	944	NA	NA	
		<u>Radeon E8870PCIe</u>		3368	585	NA	NA	
		<u>Radeon EPYC 4124P 4-Core</u>		1614	968	NA	NA	
		<u>Radeon EPYC 4244P 6-Core</u>		1424	1040	NA	NA	
		<u>Radeon EPYC 4344P 8-Core</u>		1634	957	NA	NA	
		<u>Radeon EPYC 4364P 8-Core</u>		1002	1201	NA	NA	

CPU Benchmarks	Video Card Benchmarks	Hard Drive Benchmarks	Memory Benchmarks	PC Benchmarks	Software Marketshare	Database Benchmarks	Android Benchmarks	iOS Benchmarks
----------------	-----------------------	-----------------------	-------------------	---------------	----------------------	---------------------	--------------------	----------------

Videocard Name	Passmark G3D Mark (higher is better)	Rank (lower is better)	Videocard Value (higher is better)	Price (USD)
Radeon EPYC 4564P 16-Core	1273	1081	NA	NA
Radeon EPYC 4584PX 16-Core	1661	948	NA	NA
Videocard Name	Passmark G3D Mark (higher is better)	Rank (lower is better)	Videocard Value (higher is better)	Price (USD)
Radeon HD4650	239	1944	1.57	\$152.90*
Radeon HD4670	365	1826	NA	NA
RADEON HD6370D	320	1867	NA	NA
RADEON HD6410D	422	1777	NA	NA
RADEON HD6530D	531	1654	NA	NA
RADEON HD7450	199	1993	8.95	\$22.25*
Radeon HD8530M	490	1703	NA	NA
Radeon HD8970M	3368	584	NA	NA
Radeon HD 2350	76	2260	NA	NA
Radeon HD 2400	120	2132	1.37	\$88.20*
Radeon HD 2400 PCI	14	2485	NA	NA
Radeon HD 2400 Pro	114	2153	NA	NA
Radeon HD 2400 XT	118	2136	NA	NA
Radeon HD 2600 PRO	211	1978	1.12	\$188.44*
Radeon HD 2600 Pro AGP	110	2167	NA	NA
Radeon HD 2600 XT	282	1899	1.78	\$159.00*
Radeon HD 2900 GT	292	1888	NA	NA
Radeon HD 2900 PRO	627	1526	NA	NA
Radeon HD 2900 XT	659	1479	NA	NA
Radeon HD 3000	95	2208	NA	NA
Radeon HD 3200	82	2243	NA	NA
Radeon HD 3300	126	2114	NA	NA
Radeon HD 3450	166	2036	1.87	\$89.00*
Radeon HD 3470	115	2146	1.06	\$109.65*
Radeon HD 3650 AGP	150	2051	0.81	\$185.00*
Radeon HD 3670	168	2032	NA	NA
Radeon HD 3850	392	1800	NA	NA
Radeon HD 3850 AGP	432	1769	NA	NA
Radeon HD 3850 X2	822	1329	NA	NA
Radeon HD 3870	555	1620	2.26	\$245.32

CPU Benchmarks	Video Card Benchmarks	Hard Drive Benchmarks	Memory Benchmarks	PC Benchmarks	Software Marketshare	Database Benchmarks	Android Benchmarks	iOS Benchmarks
Videocard Name					Passmark G3D Mark (higher is better)	Rank (lower is better)	Videocard Value (higher is better)	Price (USD)
Radeon HD 4250					122	2123	NA	NA
Radeon HD 4270					109	2168	NA	NA
Radeon HD 4290					140	2076	NA	NA
Radeon HD 4300/4500 Serisi					155	2045	NA	NA
Radeon HD 4330					133	2100	NA	NA
Radeon HD 4350					155	2046	3.06	\$50.99*
Radeon HD 4550					235	1949	1.51	\$156.00*
Radeon HD 4650					248	1936	3.55	\$69.99*
Radeon HD 4650 AGP					207	1985	NA	NA
Radeon HD 4670					383	1804	2.68	\$142.96*
Radeon HD 4770					901	1269	7.22	\$124.86*
Radeon HD 4810					769	1375	NA	NA
Radeon HD 4830					844	1309	14.08	\$59.99*
Radeon HD 4850					939	1242	6.71	\$139.99*
Radeon HD 4850 X2					1132	1136	NA	NA
Radeon HD 4870					1386	1048	9.09	\$152.53
Radeon HD 4870 X2					1309	1067	NA	NA
Videocard Name					Passmark G3D Mark (higher is better)	Rank (lower is better)	Videocard Value (higher is better)	Price (USD)
Radeon HD 4890					1534	1000	17.05	\$89.99*
Radeon HD 5450					136	2088	2.03	\$67.27
Radeon HD 5470					268	1911	NA	NA
Radeon HD 5550					376	1815	6.85	\$54.99*
Radeon HD 5570					477	1717	2.94	\$162.35*
Radeon HD 5600/5700					633	1515	NA	NA
Radeon HD 5670					799	1345	8.00	\$99.99
Radeon HD 5750					1168	1121	9.72	\$120.22
Radeon HD 5770					1345	1060	7.08	\$189.99*
Radeon HD 5830					1732	919	6.69	\$258.99*
Radeon HD 5850					1968	845	6.81	\$288.99*
Radeon HD 5870					2200	781	5.12	\$429.99
Radeon HD 5970					2263	762	3.14	\$721.20*
Radeon HD 6230					179	2013	NA	NA
Radeon HD 6250					93	2212	NA	NA

					Passmark G3D Mark (higher is better)	Rank (lower is better)	Videocard Value (higher is better)	Price (USD)
CPU Benchmarks	Video Card Benchmarks	Hard Drive Benchmarks	Memory Benchmarks	PC Benchmarks	Software Marketshare	Database Benchmarks	Android Benchmarks	iOS Benchmarks
	Radeon HD 6300M				144	2065	NA	NA
	Radeon HD 6310				122	2125	NA	NA
	Radeon HD 6320				147	2059	0.27	\$554.99*
	Radeon HD 6320 Graphic				216	1969	NA	NA
	Radeon HD 6320M				198	1995	NA	NA
	RADEON HD 6350				140	2075	2.39	\$59.00*
	Radeon HD 6370D				255	1929	NA	NA
	Radeon HD 6370M				275	1905	NA	NA
	Radeon HD 6380G				200	1989	0.50	\$399.99*
	Radeon HD 6410D				236	1946	NA	NA
	Radeon HD 6430M				192	2000	NA	NA
	Radeon HD 6450				197	1996	2.22	\$89.00*
	Radeon HD 6450 + 8470D Dual				762	1382	NA	NA
	Radeon HD 6450A				260	1922	NA	NA
	Radeon HD 6470M				226	1956	0.40	\$569.99*
	Radeon HD 6480G				256	1927	NA	NA
	Radeon HD 6480M				353	1835	NA	NA
	Radeon HD 6490M				377	1812	0.32	\$1,193.03*
	Radeon HD 6520G				299	1883	NA	NA
	Radeon HD 6530D				337	1849	NA	NA
	Radeon HD 6550A				707	1435	NA	NA
	Radeon HD 6550D				400	1795	NA	NA
	Radeon HD 6570				546	1636	8.40	\$64.99*
	Radeon HD 6610M				565	1606	NA	NA
	Radeon HD 6620G				341	1843	NA	NA
	Radeon HD 6630M				684	1456	NA	NA
	Radeon HD 6650A				835	1315	NA	NA
	Radeon HD 6650M				754	1389	NA	NA
	Radeon HD 6670				724	1420	10.51	\$68.99*
	Radeon HD 6670 + 6670 Dual				646	1498	NA	NA
	Radeon HD 6670 + 7660D Dual				1492	1017	NA	NA
	Radeon HD 6670/7670				945	1234	NA	NA
	Videocard Name				Passmark G3D Mark (higher is better)	Rank (lower is better)	Videocard Value (higher is better)	Price (USD)

		Videocard Name	Passmark G3D Mark (higher is better)	Rank (lower is better)	Videocard Value (higher is better)	Price (USD)		
CPU Benchmarks	Video Card Benchmarks	Hard Drive Benchmarks	Memory Benchmarks	PC Benchmarks	Software Marketshare	Database Benchmarks	Android Benchmarks	iOS Benchmarks
		<u>Radeon HD 6750M</u>	937	1245	NA	NA		
		<u>Radeon HD 6770</u>	1258	1087	4.75	\$264.99*		
		<u>Radeon HD 6770M</u>	964	1226	NA	NA		
		<u>Radeon HD 6790</u>	1589	977	5.41	\$294.00*		
		<u>Radeon HD 6800M</u>	776	1361	NA	NA		
		<u>Radeon HD 6850</u>	1957	849	9.25	\$211.60		
		<u>Radeon HD 6850 X2</u>	2534	701	NA	NA		
		<u>Radeon HD 6870</u>	2211	779	8.49	\$260.45		
		<u>Radeon HD 6900M</u>	1701	934	NA	NA		
		<u>Radeon HD 6950</u>	2600	685	18.58	\$139.99*		
		<u>Radeon HD 6970</u>	2835	648	18.90	\$149.99*		
		<u>Radeon HD 6970M</u>	2270	757	10.51	\$215.99*		
		<u>Radeon HD 6990</u>	3013	631	6.05	\$498.49*		
		<u>Radeon HD 7290</u>	111	2162	NA	NA		
		<u>Radeon HD 7290M</u>	123	2120	NA	NA		
		<u>Radeon HD 7310</u>	128	2108	NA	NA		
		<u>Radeon HD 7310 - Carte graphique</u>	174	2018	NA	NA		
		<u>Radeon HD 7310G</u>	180	2009	NA	NA		
		<u>Radeon HD 7310M</u>	166	2035	NA	NA		
		<u>Radeon HD 7340</u>	153	2047	0.28	\$552.69*		
		<u>Radeon HD 7340G</u>	196	1997	NA	NA		
		<u>Radeon HD 7340M</u>	221	1963	NA	NA		
		<u>Radeon HD 7350</u>	165	2039	NA	NA		
		<u>Radeon HD 7400G</u>	267	1912	NA	NA		
		<u>Radeon HD 7420G</u>	308	1879	NA	NA		
		<u>Radeon HD 7450</u>	223	1959	4.48	\$49.99*		
		<u>Radeon HD 7450A</u>	288	1892	NA	NA		
		<u>Radeon HD 7450M</u>	329	1859	NA	NA		
		<u>Radeon HD 7470</u>	289	1891	3.55	\$81.37*		
		<u>Radeon HD 7470M</u>	407	1788	NA	NA		
		<u>Radeon HD 7480D</u>	280	1901	NA	NA		
		<u>Radeon HD 7500G</u>	310	1877	NA	NA		
		<u>Radeon HD 7500G + 7500M/7600M Dual</u>	616	1540	NA	NA		
		<u>Radeon HD 7500G + 7550M Dual</u>	497	1695	NA	NA		

CPU Benchmarks	Video Card Benchmarks	Hard Drive Benchmarks	Memory Benchmarks	PC Benchmarks	Software Marketshare	Database Benchmarks	Android Benchmarks	iOS Benchmarks	
Videocard Name						Passmark G3D Mark (higher is better)	Rank (lower is better)	Videocard Value (higher is better)	Price (USD)
<u>Radeon HD 7520G + 7400M Dual</u>						486	1707	NA	NA
<u>Radeon HD 7520G + 7470M Dual</u>						542	1642	NA	NA
<u>Radeon HD 7520G + 7500/7600 Dual</u>						582	1582	NA	NA
<u>Radeon HD 7520G + 7600M Dual</u>						591	1570	NA	NA
<u>Radeon HD 7520G + 7610M Dual</u>						588	1574	NA	NA
<u>Radeon HD 7520G + 7650M Dual</u>						453	1750	NA	NA
<u>Radeon HD 7520G + 7670M Dual</u>						523	1666	NA	NA
<u>Radeon HD 7520G + 7700M Dual</u>						1060	1170	NA	NA
<u>Radeon HD 7520G + 8600/8700M Dual</u>						311	1876	NA	NA
<u>Radeon HD 7520G + 8750M Dual</u>						376	1813	NA	NA
<u>Radeon HD 7520G + HD 7400M Dual</u>						544	1639	NA	NA
Videocard Name						Passmark G3D Mark (higher is better)	Rank (lower is better)	Videocard Value (higher is better)	Price (USD)
<u>Radeon HD 7520G + HD 7500/7600 Dual</u>						832	1318	NA	NA
<u>Radeon HD 7520G + HD 7600M Dual</u>						447	1757	NA	NA
<u>Radeon HD 7520G + HD 7670M Dual</u>						495	1698	NA	NA
<u>Radeon HD 7520G + HD 7700M Dual</u>						574	1594	NA	NA
<u>Radeon HD 7520G + HD 8600/8700M Dual</u>						623	1530	NA	NA
<u>Radeon HD 7520G + HD 8750M Dual</u>						651	1491	NA	NA
<u>Radeon HD 7520G N HD 7520G + HD 7500/7600 7500/7600</u>						574	1597	NA	NA
<u>Radeon HD 7520G N HD 7520G + HD 7600M N HD 7600M D</u>						364	1828	NA	NA
<u>Radeon HD 7540D</u>						333	1853	NA	NA
<u>Radeon HD 7540D + 6570 Dual</u>						719	1425	NA	NA
<u>Radeon HD 7540D + 7500 Dual</u>						821	1331	NA	NA
<u>Radeon HD 7540D + HD 6450 Dual</u>						643	1502	NA	NA
<u>Radeon HD 7550M</u>						464	1733	NA	NA
<u>Radeon HD 7550M/7650M</u>						728	1415	NA	NA
<u>Radeon HD 7560D</u>						459	1741	NA	NA
<u>Radeon HD 7560D + 6450 Dual</u>						568	1602	NA	NA
<u>Radeon HD 7560D + 6570 Dual</u>						833	1316	NA	NA
<u>Radeon HD 7560D + 6670 Dual</u>						1130	1137	NA	NA
<u>Radeon HD 7560D + 7560D Dual</u>						982	1216	NA	NA
<u>Radeon HD 7560D + 7570 Dual</u>						985	1213	NA	NA
<u>Radeon HD 7560D + 7670 Dual</u>						1426	1039	NA	NA

CPU Benchmarks	Video Card Benchmarks	Hard Drive Benchmarks	Memory Benchmarks	PC Benchmarks	Software Marketshare	Database Benchmarks	Android Benchmarks	iOS Benchmarks	
Videocard Name						Passmark G3D Mark (higher is better)	Rank (lower is better)	Videocard Value (higher is better)	Price (USD)
<u>Radeon HD 7560D + HD 6670 Dual</u>						1554	988	NA	NA
<u>Radeon HD 7560D + HD 7000 Dual</u>						534	1649	NA	NA
<u>Radeon HD 7560D + HD 7600 Dual</u>						1258	1088	NA	NA
<u>Radeon HD 7560D + HD 7670 Dual</u>						1380	1050	NA	NA
<u>Radeon HD 7560D + HD 7700 Dual</u>						1346	1059	NA	NA
<u>Radeon HD 7560D + HD 8570 Dual</u>						935	1246	NA	NA
<u>Radeon HD 7560D + R5 235 Dual</u>						563	1609	NA	NA
<u>Radeon HD 7570</u>						614	1544	5.99	\$102.49*
<u>Radeon HD 7570M</u>						427	1771	NA	NA
<u>Radeon HD 7570M/HD 7670M</u>						699	1446	NA	NA
<u>Radeon HD 7580D</u>						350	1837	NA	NA
<u>Radeon HD 7600G</u>						330	1856	NA	NA
<u>Radeon HD 7600G + 6400M Dual</u>						376	1814	NA	NA
<u>Radeon HD 7600G + 7450M Dual</u>						389	1801	NA	NA
<u>Radeon HD 7600G + 7500M/7600M Dual</u>						405	1791	NA	NA
<u>Radeon HD 7600G + 7550M Dual</u>						423	1776	NA	NA
<u>Radeon HD 7600G + 8500M/8700M Dual</u>						333	1852	NA	NA
<u>Radeon HD 7600G + HD 7400M Dual</u>						328	1860	NA	NA
<u>Radeon HD 7600G + HD 7500M/7600M Dual</u>						476	1719	NA	NA
<u>Radeon HD 7600G + HD 7550M Dual</u>						509	1677	NA	NA
<u>Radeon HD 7600G + HD 8670M Dual</u>						543	1640	NA	NA
<u>Radeon HD 7600G + HD Dual</u>						435	1766	NA	NA
<u>Radeon HD 7600G N HD 7600G + HD ON HD Dual</u>						526	1660	NA	NA
<u>Radeon HD 7600M + 7600M Dual</u>						773	1367	NA	NA
<u>Radeon HD 7610M</u>						632	1516	NA	NA
<u>Radeon HD 7620G</u>						364	1829	NA	NA
Videocard Name						Passmark G3D Mark (higher is better)	Rank (lower is better)	Videocard Value (higher is better)	Price (USD)
<u>Radeon HD 7620G + 8600M Dual</u>						508	1678	NA	NA
<u>Radeon HD 7620G + 8670M Dual</u>						577	1590	NA	NA
<u>Radeon HD 7620G + HD 8600M Dual</u>						442	1761	NA	NA
<u>Radeon HD 7620G + HD 8670M Dual</u>						507	1683	NA	NA
<u>Radeon HD 7620G N HD 7620G + HD 8600M N HD 8600M D</u>						451	1754	NA	NA
<u>Radeon HD 7640G</u>						458	1742	NA	NA

				Videocard Name	Passmark G3D Mark (higher is better)	Rank (lower is better)	Videocard Value (higher is better)	Price (USD)
CPU Benchmarks	Video Card Benchmarks	Hard Drive Benchmarks	Memory Benchmarks	PC Benchmarks	Software Marketshare	Database Benchmarks	Android Benchmarks	iOS Benchmarks
				<u>Radeon HD 7640G + 7450M Dual</u>	754	1390	NA	NA
				<u>Radeon HD 7640G + 7470M Dual</u>	595	1564	NA	NA
				<u>Radeon HD 7640G + 7500/7600 Dual</u>	627	1527	NA	NA
				<u>Radeon HD 7640G + 7500M/7600M Dual</u>	775	1362	NA	NA
				<u>Radeon HD 7640G + 7600M Dual</u>	705	1439	NA	NA
				<u>Radeon HD 7640G + 7610M Dual</u>	510	1676	NA	NA
				<u>Radeon HD 7640G + 7650M Dual</u>	747	1395	NA	NA
				<u>Radeon HD 7640G + 7670M Dual</u>	644	1501	NA	NA
				<u>Radeon HD 7640G + 7690M Dual</u>	945	1235	NA	NA
				<u>Radeon HD 7640G + 7700M Dual</u>	690	1451	NA	NA
				<u>Radeon HD 7640G + 8500M Dual</u>	585	1579	NA	NA
				<u>Radeon HD 7640G + 8570M Dual</u>	558	1616	NA	NA
				<u>Radeon HD 7640G + 8600/8700M Dual</u>	688	1453	NA	NA
				<u>Radeon HD 7640G + 8600M Dual</u>	249	1935	NA	NA
				<u>Radeon HD 7640G + 8670M Dual</u>	558	1615	NA	NA
				<u>Radeon HD 7640G + 8750M Dual</u>	654	1485	NA	NA
				<u>Radeon HD 7640G + HD 7400M Dual</u>	621	1533	NA	NA
				<u>Radeon HD 7640G + HD 7500/7600 Dual</u>	423	1775	NA	NA
				<u>Radeon HD 7640G + HD 7600M Dual</u>	704	1442	NA	NA
				<u>Radeon HD 7640G + HD 7600M N HD 7600M Dual</u>	406	1789	NA	NA
				<u>Radeon HD 7640G + HD 7670M Dual</u>	518	1671	NA	NA
				<u>Radeon HD 7640G + HD 7700M Dual</u>	589	1571	NA	NA
				<u>Radeon HD 7640G + HD 7700M N HD 7700M Dual</u>	630	1520	NA	NA
				<u>Radeon HD 7640G + HD 8500M Dual</u>	607	1552	NA	NA
				<u>Radeon HD 7640G + HD 8500M N HD 8500M Dual</u>	665	1475	NA	NA
				<u>Radeon HD 7640G + HD 8570M Dual</u>	474	1723	NA	NA
				<u>Radeon HD 7640G + HD 8600/8700M Dual</u>	586	1577	NA	NA
				<u>Radeon HD 7640G + HD 8670M Dual</u>	677	1464	NA	NA
				<u>Radeon HD 7640G + HD 8750M Dual</u>	996	1207	NA	NA
				<u>Radeon HD 7640G + R5 M200 Dual</u>	559	1613	NA	NA
				<u>Radeon HD 7640G N HD 7640G + HD 7600M N HD 7600M D</u>	824	1325	NA	NA
				<u>Radeon HD 7640G N HD 7640G + HD 7670M Dual</u>	679	1460	NA	NA
				<u>Radeon HD 7640G N HD 7640G + HD 8570M Dual</u>	422	1778	NA	NA

CPU Benchmarks	Video Card Benchmarks	Hard Drive Benchmarks	Memory Benchmarks	PC Benchmarks	Software Marketshare	Database Benchmarks	Android Benchmarks	iOS Benchmarks	
Videocard Name						Passmark G3D Mark (higher is better)	Rank (lower is better)	Videocard Value (higher is better)	Price (USD)
<u>Radeon HD 7660D</u>						507	1682	NA	NA
<u>Radeon HD 7660D + 6570 Dual</u>						1100	1149	NA	NA
<u>Radeon HD 7660D + 6670 Dual</u>						1238	1091	NA	NA
<u>Radeon HD 7660D + 7470 Dual</u>						465	1732	NA	NA
<u>Radeon HD 7660D + 7500 Dual</u>						1121	1142	NA	NA
<u>Radeon HD 7660D + 7540D Dual</u>						1204	1107	NA	NA
Videocard Name						Passmark G3D Mark (higher is better)	Rank (lower is better)	Videocard Value (higher is better)	Price (USD)
<u>Radeon HD 7660D + 7670 Dual</u>						1061	1169	NA	NA
<u>Radeon HD 7660D + HD 6670 Dual</u>						1484	1019	NA	NA
<u>Radeon HD 7660D + HD 7000 Dual</u>						633	1514	NA	NA
<u>Radeon HD 7660D + HD 7400 Dual</u>						339	1846	NA	NA
<u>Radeon HD 7660D + HD 7700 Dual</u>						1958	848	NA	NA
<u>Radeon HD 7660D + R5 235 Dual</u>						523	1663	NA	NA
<u>Radeon HD 7660D + R7 240 Dual</u>						941	1240	NA	NA
<u>Radeon HD 7660G</u>						473	1724	NA	NA
<u>Radeon HD 7660G + 7400M Dual</u>						588	1575	NA	NA
<u>Radeon HD 7660G + 7470M Dual</u>						630	1521	NA	NA
<u>Radeon HD 7660G + 7600M Dual</u>						831	1320	NA	NA
<u>Radeon HD 7660G + 7610M Dual</u>						745	1398	NA	NA
<u>Radeon HD 7660G + 7670M Dual</u>						743	1400	NA	NA
<u>Radeon HD 7660G + 7700M Dual</u>						757	1387	NA	NA
<u>Radeon HD 7660G + 7730M Dual</u>						931	1250	NA	NA
<u>Radeon HD 7660G + 8600M Dual</u>						445	1759	NA	NA
<u>Radeon HD 7660G + 8670M Dual</u>						587	1576	NA	NA
<u>Radeon HD 7660G + HD 7500/7600 7500/7600 Dual</u>						1002	1202	NA	NA
<u>Radeon HD 7660G + HD 7500/7600 Dual</u>						760	1384	NA	NA
<u>Radeon HD 7660G + HD 7500M/7600M Dual</u>						999	1205	NA	NA
<u>Radeon HD 7660G + HD 7600M Dual</u>						568	1603	NA	NA
<u>Radeon HD 7660G + HD 7600M N HD 7600M Dual</u>						460	1740	NA	NA
<u>Radeon HD 7660G + HD 7670M Dual</u>						706	1438	NA	NA
<u>Radeon HD 7660G + HD 7700M Dual</u>						777	1359	NA	NA
<u>Radeon HD 7660G + HD 7730M Dual</u>						881	1282	NA	NA
<u>Radeon HD 7660G + HD 8500M Dual</u>						758	1385	NA	NA

CPU Benchmarks	Video Card Benchmarks	Hard Drive Benchmarks	Memory Benchmarks	PC Benchmarks	Software Marketshare	Database Benchmarks	Android Benchmarks	iOS Benchmarks	
	Videocard Name					Passmark G3D Mark (higher is better)	Rank (lower is better)	Videocard Value (higher is better)	Price (USD)
	<u>Radeon HD 7660G + HD 8670M Dual</u>					711	1434	NA	NA
	<u>Radeon HD 7660G N HD 7660G + HD 7600M N HD 7600M D</u>					722	1421	NA	NA
	<u>Radeon HD 7660G N HD 7660G + HD 7670M Dual</u>					704	1441	NA	NA
	<u>Radeon HD 7660G N HD 7660G + HD 7700M N HD 7700M D</u>					966	1225	NA	NA
	<u>Radeon HD 7670</u>					807	1341	NA	NA
	<u>Radeon HD 7670A</u>					1050	1175	NA	NA
	<u>Radeon HD 7670M</u>					469	1729	0.75	\$629.99*
	<u>Radeon HD 7670M + 7670M Dual</u>					738	1406	NA	NA
	<u>Radeon HD 7690M</u>					909	1266	NA	NA
	<u>Radeon HD 7690M XT</u>					1009	1196	NA	NA
	<u>Radeon HD 7700-serie</u>					1899	868	NA	NA
	<u>Radeon HD 7730</u>					1195	1112	5.14	\$232.70*
	<u>Radeon HD 7730M</u>					781	1356	NA	NA
	<u>Radeon HD 7750</u>					1690	943	15.70	\$107.67
	<u>Radeon HD 7750M</u>					1191	1113	NA	NA
	<u>Radeon HD 7770</u>					2171	785	7.24	\$300.00*
	<u>Radeon HD 7790</u>					3090	625	22.07	\$139.99*
	<u>Radeon HD 7800-serie</u>					4029	521	NA	NA
	<u>Radeon HD 7850</u>					3877	530	22.16	\$174.99
	<u>Radeon HD 7850M</u>					1372	1051	NA	NA
	<u>Radeon HD 7870</u>					4606	483	26.17	\$176.00*
	Videocard Name					Passmark G3D Mark (higher is better)	Rank (lower is better)	Videocard Value (higher is better)	Price (USD)
	<u>Radeon HD 7870 XT</u>					4469	493	NA	NA
	<u>Radeon HD 7870M</u>					1507	1009	NA	NA
	<u>Radeon HD 7950 / R9 280</u>					4764	473	19.78	\$240.83*
	<u>Radeon HD 7970 / R9 280X</u>					5247	427	21.25	\$246.99*
	<u>Radeon HD 7970M</u>					3568	564	NA	NA
	<u>Radeon HD 7990</u>					5565	400	13.91	\$399.99*
	<u>Radeon HD 8180</u>					134	2094	NA	NA
	<u>Radeon HD 8210</u>					190	2005	NA	NA
	<u>Radeon HD 8210E</u>					193	1999	NA	NA
	<u>Radeon HD 8240</u>					246	1940	NA	NA

				Passmark G3D Mark (higher is better)	Rank (lower is better)	Videocard Value (higher is better)	Price (USD)	
CPU Benchmarks	Video Card Benchmarks	Hard Drive Benchmarks	Memory Benchmarks	PC Benchmarks	Software Marketshare	Database Benchmarks	Android Benchmarks	iOS Benchmarks
				Radeon HD 8280E	256	1928	NA	NA
				Radeon HD 8280G	269	1910	NA	NA
				Radeon HD 8310E	340	1845	NA	NA
				Radeon HD 8330	270	1907	NA	NA
				Radeon HD 8330E	262	1919	NA	NA
				Radeon HD 8350	162	2040	1.63	\$99.81*
				Radeon HD 8350G	258	1926	NA	NA
				Radeon HD 8370D	316	1874	NA	NA
				Radeon HD 8400	267	1913	NA	NA
				Radeon HD 8400E	275	1906	NA	NA
				Radeon HD 8410G	435	1767	NA	NA
				Radeon HD 8450G	341	1841	NA	NA
				Radeon HD 8450G + 8600/8700M Dual	1070	1166	NA	NA
				Radeon HD 8450G + 8600M Dual	545	1637	NA	NA
				Radeon HD 8450G + 8670M Dual	474	1722	NA	NA
				Radeon HD 8450G + 8750M Dual	637	1508	NA	NA
				Radeon HD 8450G + HD 8600M Dual	452	1753	NA	NA
				Radeon HD 8450G + HD 8670M Dual	477	1715	NA	NA
				Radeon HD 8450G + HD 8750M Dual	503	1689	NA	NA
				Radeon HD 8450G + R5 M230 Dual	578	1588	NA	NA
				Radeon HD 8470	247	1938	NA	NA
				Radeon HD 8470D	375	1816	NA	NA
				Radeon HD 8470D + 6450 Dual	717	1429	NA	NA
				Radeon HD 8470D + 6570 Dual	837	1312	NA	NA
				Radeon HD 8470D + HD 6450 Dual	862	1294	NA	NA
				Radeon HD 8470D + HD 6670 Dual	1435	1033	NA	NA
				Radeon HD 8470D + HD 7500 Dual	1545	992	NA	NA
				Radeon HD 8490	263	1917	2.93	\$89.99*
				Radeon HD 8500M	431	1770	NA	NA
				Radeon HD 8500M/8700M	852	1303	NA	NA
				Radeon HD 8510G	373	1819	NA	NA
				Radeon HD 8510G + 8500M Dual	596	1562	NA	NA
				Radeon HD 8510G + HD 8500M Dual	629	1523	NA	NA
				Radeon HD 8550D	566	1605	NA	NA

CPU Benchmarks	Video Card Benchmarks	Hard Drive Benchmarks	Memory Benchmarks	PC Benchmarks	Software Marketshare	Database Benchmarks	Android Benchmarks	iOS Benchmarks	
Videocard Name						Passmark G3D Mark (higher is better)	Rank (lower is better)	Videocard Value (higher is better)	Price (USD)
Radeon HD 8550G + 8500M Dual						602	1556	NA	NA
Videocard Name						Passmark G3D Mark (higher is better)	Rank (lower is better)	Videocard Value (higher is better)	Price (USD)
Radeon HD 8550G + 8570M Dual						532	1651	NA	NA
Radeon HD 8550G + 8600/8700M Dual						802	1343	NA	NA
Radeon HD 8550G + 8600M Dual						617	1539	NA	NA
Radeon HD 8550G + 8670M Dual						579	1585	NA	NA
Radeon HD 8550G + 8690M Dual						664	1477	NA	NA
Radeon HD 8550G + 8750M Dual						795	1350	NA	NA
Radeon HD 8550G + HD 7600M Dual						547	1630	NA	NA
Radeon HD 8550G + HD 8500M Dual						558	1614	NA	NA
Radeon HD 8550G + HD 8570M Dual						529	1656	NA	NA
Radeon HD 8550G + HD 8600/8700M Dual						654	1486	NA	NA
Radeon HD 8550G + HD 8600M Dual						593	1566	NA	NA
Radeon HD 8550G + HD 8670M Dual						546	1635	NA	NA
Radeon HD 8550G + HD 8750M Dual						819	1333	NA	NA
Radeon HD 8550G + R5 M200 Dual						619	1536	NA	NA
Radeon HD 8550G + R5 M230 Dual						487	1705	NA	NA
Radeon HD 8550G N HD 8550G + HD 8600M N HD 8600M D						611	1548	NA	NA
Radeon HD 8570						941	1239	9.54	\$98.68*
Radeon HD 8570 + 8670D Dual						620	1534	NA	NA
Radeon HD 8570 + HD 7660D Dual						949	1231	NA	NA
Radeon HD 8570D						438	1765	NA	NA
Radeon HD 8570D + 6570 Dual						1239	1090	NA	NA
Radeon HD 8570D + 6670 Dual						1039	1183	NA	NA
Radeon HD 8570D + HD8490 Dual						374	1817	NA	NA
Radeon HD 8570D + HD 6570 Dual						868	1289	NA	NA
Radeon HD 8570D + HD 6670 Dual						1260	1086	NA	NA
Radeon HD 8570D + HD 7000 Dual						753	1391	NA	NA
Radeon HD 8570D + HD 7700 Dual						1834	891	NA	NA
Radeon HD 8570D + HD 8470 Dual						338	1848	NA	NA
Radeon HD 8570D + HD 8570 Dual						1032	1185	NA	NA
Radeon HD 8570D + R5 235 Dual						470	1727	NA	NA
Radeon HD 8570D + R7 200 Dual						999	1204	NA	NA

CPU Benchmarks	Video Card Benchmarks	Hard Drive Benchmarks	Memory Benchmarks	PC Benchmarks	Software Marketshare	Database Benchmarks	Android Benchmarks	iOS Benchmarks	
	<u>Radeon HD 8600/8700M</u>					1029	1186	NA	NA
	<u>Radeon HD 8610G</u>					413	1784	NA	NA
	<u>Radeon HD 8610G + 8500M Dual</u>					610	1550	NA	NA
	<u>Radeon HD 8610G + 8600M Dual</u>					588	1572	NA	NA
	<u>Radeon HD 8610G + 8670M Dual</u>					599	1558	NA	NA
	<u>Radeon HD 8610G + HD 8500M Dual</u>					645	1499	NA	NA
	<u>Radeon HD 8610G + HD 8600M Dual</u>					480	1709	NA	NA
	<u>Radeon HD 8610G + HD 8670M Dual</u>					577	1589	NA	NA
	<u>Radeon HD 8610G + R5 M200 Dual</u>					676	1467	NA	NA
	<u>Radeon HD 8650D</u>					396	1797	NA	NA
	<u>Radeon HD 8650G</u>					523	1665	NA	NA
	<u>Radeon HD 8650G + 7600M Dual</u>					741	1403	NA	NA
	<u>Radeon HD 8650G + 7670M Dual</u>					883	1281	NA	NA
	<u>Radeon HD 8650G + 7700M Dual</u>					1126	1139	NA	NA
	<u>Radeon HD 8650G + 8500M Dual</u>					626	1528	NA	NA
	<u>Radeon HD 8650G + 8570M Dual</u>					654	1487	NA	NA
	Videocard Name					Passmark G3D Mark (higher is better)	Rank (lower is better)	Videocard Value (higher is better)	Price (USD)
	<u>Radeon HD 8650G + 8600/8700M Dual</u>					831	1319	NA	NA
	<u>Radeon HD 8650G + 8600M Dual</u>					613	1546	NA	NA
	<u>Radeon HD 8650G + 8670M Dual</u>					635	1512	NA	NA
	<u>Radeon HD 8650G + 8750M Dual</u>					786	1354	NA	NA
	<u>Radeon HD 8650G + HD 7600M Dual</u>					819	1332	NA	NA
	<u>Radeon HD 8650G + HD 7670M Dual</u>					634	1513	NA	NA
	<u>Radeon HD 8650G + HD 8570M Dual</u>					716	1431	NA	NA
	<u>Radeon HD 8650G + HD 8600/8700M Dual</u>					763	1380	NA	NA
	<u>Radeon HD 8650G + HD 8600M Dual</u>					606	1553	NA	NA
	<u>Radeon HD 8650G + HD 8600M N HD 8600M Dual</u>					757	1386	NA	NA
	<u>Radeon HD 8650G + HD 8670M Dual</u>					585	1580	NA	NA
	<u>Radeon HD 8650G + HD 8750M Dual</u>					651	1490	NA	NA
	<u>Radeon HD 8650G + HD 8790M Dual</u>					799	1344	NA	NA
	<u>Radeon HD 8650G + R5 M200 Dual</u>					722	1422	NA	NA
	<u>Radeon HD 8650G + R5 M230 Dual</u>					686	1455	NA	NA
	<u>Radeon HD 8650G N HD 8650G + HD 8570M Dual</u>					773	1368	NA	NA

CPU Benchmarks	Video Card Benchmarks	Hard Drive Benchmarks	Memory Benchmarks	PC Benchmarks	Software Marketshare	Database Benchmarks	Android Benchmarks	iOS Benchmarks	
<u>D</u>									
<u>Radeon HD 8670D</u>						528	1657	NA	NA
<u>Radeon HD 8670D + 6670 Dual</u>						1361	1056	NA	NA
<u>Radeon HD 8670D + 7000 Dual</u>						811	1338	NA	NA
<u>Radeon HD 8670D + 7700 Dual</u>						1788	906	NA	NA
<u>Radeon HD 8670D + 8570 Dual</u>						974	1220	NA	NA
<u>Radeon HD 8670D + HD 6670 Dual</u>						1221	1099	NA	NA
<u>Radeon HD 8670D + HD 7000 Dual</u>						718	1428	NA	NA
<u>Radeon HD 8670D + HD 7600 Dual</u>						1317	1063	NA	NA
<u>Radeon HD 8670D + HD 7700 Dual</u>						1892	870	NA	NA
<u>Radeon HD 8670D + R5 235 Dual</u>						836	1313	NA	NA
<u>Radeon HD 8670D + R5 330 Dual</u>						746	1397	NA	NA
<u>Radeon HD 8670D + R7 200 Dual</u>						949	1230	NA	NA
<u>Radeon HD 8670D + R7 240 Dual</u>						1020	1189	NA	NA
<u>Radeon HD 8670D N HD 8670D + HD 8670D Dual</u>						488	1704	NA	NA
<u>Radeon HD 8670M</u>						520	1670	NA	NA
<u>Radeon HD 8690A</u>						507	1681	NA	NA
<u>Radeon HD 8690M</u>						984	1215	NA	NA
<u>Radeon HD 8730M</u>						806	1342	NA	NA
<u>Radeon HD 8750M</u>						1015	1191	NA	NA
<u>Radeon HD 8790M</u>						1305	1070	NA	NA
<u>Radeon HD 8790M / R9 M290X</u>						1210	1102	NA	NA
<u>Radeon HD 8850M</u>						973	1222	NA	NA
<u>Radeon HD 8850M / R9 M265X</u>						1139	1132	NA	NA
<u>Radeon HD 8870M</u>						1638	956	NA	NA
<u>Radeon HD 8870M / R9 M270X / M370X</u>						1799	904	NA	NA
<u>Radeon HD 8950</u>						2809	651	NA	NA
<u>Radeon HD 8970M</u>						3876	531	27.69	\$139.99*
<u>Radeon HD 8990</u>						5214	431	NA	NA
<u>Radeon HD HD7850M</u>						1651	950	NA	NA
<u>Radeon HDG 4670</u>						170	2025	NA	NA
<u>RADEON IGP 34xM</u>						1	2648	NA	NA
Videocard Name						Passmark G3D Mark (higher is better)	Rank (lower is better)	Videocard Value (higher is better)	Price (USD)
<u>RADEON IGP 320</u>						3	2591	NA	NA

CPU Benchmarks	Video Card Benchmarks	Hard Drive Benchmarks	Memory Benchmarks	PC Benchmarks	Software Marketshare	Database Benchmarks	Android Benchmarks	iOS Benchmarks	
Videocard Name					Passmark G3D Mark (higher is better)	Rank (lower is better)	Videocard Value (higher is better)	Price (USD)	
						2	2623	NA	NA
						6	2530	NA	NA
						106	2173	NA	NA
						4653	479	NA	NA
						749	1393	NA	NA
						2365	733	5.52	\$429.00
						2722	669	NA	NA
						3112	624	6.93	\$449.00*
						3452	575	NA	NA
						4537	486	NA	NA
						3140	619	2.99	\$1,049.00*
						3475	572	NA	NA
						3677	550	NA	NA
						6336	352	NA	NA
						7753	301	NA	NA
						7540	313	NA	NA
						7143	322	NA	NA
						5955	372	NA	NA
						7976	293	NA	NA
						6797	335	NA	NA
						9232	253	NA	NA
						11844	195	NA	NA
						12557	175	NA	NA
						8183	282	2.06	\$3,970.36*
						4066	518	NA	NA
						5626	395	NA	NA
						10971	212	4.55	\$2,410.15*
						2853	645	NA	NA
						12257	188	NA	NA
						15632	109	NA	NA
						4809	466	NA	NA
						5039	453	NA	NA
						11299	209	NA	NA
						12353	182	NA	NA

CPU Benchmarks	Video Card Benchmarks	Hard Drive Benchmarks	Memory Benchmarks	PC Benchmarks	Software Marketshare	Database Benchmarks	Android Benchmarks	iOS Benchmarks	
Videocard Name						Passmark G3D Mark (higher is better)	Rank (lower is better)	Videocard Value (higher is better)	Price (USD)
Radeon Pro Vega II						15596	111	NA	NA
Radeon Pro Vega II Duo						14018	139	NA	NA
Radeon Pro VII						12890	168	NA	NA
Radeon Pro W5500						9137	254	22.29	\$409.99*
Radeon Pro W5500M						3469	573	NA	NA
Radeon Pro W5500X						7350	318	NA	NA
Radeon Pro W5700						14817	130	22.80	\$649.99*
Radeon PRO W6300						5559	401	NA	NA
Radeon PRO W6400						8064	288	NA	NA
Radeon PRO W6600						15470	115	NA	NA
Videocard Name						Passmark G3D Mark (higher is better)	Rank (lower is better)	Videocard Value (higher is better)	Price (USD)
Radeon PRO W6600M						11524	203	NA	NA
Radeon PRO W6600X						13113	161	NA	NA
Radeon PRO W6800						19891	61	10.75	\$1,849.99*
Radeon Pro W6900X						17413	83	NA	NA
Radeon PRO W7500						13207	157	NA	NA
Radeon PRO W7600						15803	106	NA	NA
Radeon PRO W7700						23154	42	NA	NA
Radeon PRO W7800						29010	15	NA	NA
Radeon PRO W7900						29020	13	NA	NA
Radeon Pro WX 2100						1865	881	NA	NA
Radeon Pro WX 3100						2598	686	NA	NA
Radeon Pro WX 3200						2420	720	17.32	\$139.76
Radeon Pro WX 4100						3666	551	7.33	\$499.99*
Radeon Pro WX 4130						2224	775	NA	NA
Radeon Pro WX 4150						2704	673	4.43	\$610.04*
Radeon Pro WX 4170						2732	667	NA	NA
Radeon Pro WX 5100						5542	404	15.40	\$359.99*
Radeon Pro WX 7100						7808	298	7.45	\$1,047.99*
Radeon Pro WX 7130						6715	338	NA	NA
Radeon Pro WX 8200						13169	159	8.23	\$1,599.39*
Radeon Pro WX 9100						12285	185	NA	NA
Radeon Pro WX Vega M GL						4768	470	NA	NA

CPU Benchmarks	Video Card Benchmarks	Hard Drive Benchmarks	Memory Benchmarks	PC Benchmarks	Software Marketshare	Database Benchmarks	Android Benchmarks	iOS Benchmarks	
	<u>Radeon R2E</u>					208	1982	NA	NA
	<u>Radeon R3</u>					308	1880	NA	NA
	<u>Radeon R3E</u>					224	1958	NA	NA
	<u>Radeon R4</u>					339	1847	0.86	\$396.99*
	<u>Radeon R4E</u>					487	1706	NA	NA
	<u>Radeon R5 220</u>					147	2058	1.73	\$85.26*
	<u>Radeon R5 230</u>					221	1962	2.74	\$81.10*
	<u>Radeon R5 235</u>					336	1850	5.59	\$60.13*
	<u>Radeon R5 235 + HD 7560D Dual</u>					743	1399	NA	NA
	<u>Radeon R5 235 + HD 8570D Dual</u>					737	1407	NA	NA
	<u>Radeon R5 235X</u>					277	1904	NA	NA
	<u>Radeon R5 240</u>					546	1632	6.43	\$85.00*
	<u>Radeon R5 310</u>					331	1854	0.66	\$499.00*
	<u>Radeon R5 330</u>					520	1669	1.53	\$339.99*
	<u>Radeon R5 340</u>					935	1247	NA	NA
	<u>Radeon R5 420</u>					574	1596	14.39	\$39.95*
	<u>Radeon R5 430</u>					900	1271	15.27	\$59.00*
	<u>Radeon R5 435</u>					850	1304	NA	NA
	<u>Radeon R5 A6-7480</u>					711	1433	NA	NA
	<u>Radeon R5 A6-8500P</u>					586	1578	NA	NA
	<u>Radeon R5 A6-9400 RADEON R5, 6 COMPUTE CORES 2C+4G</u>					605	1555	NA	NA
	<u>Radeon R5 A6-9500 2C+6G</u>					853	1301	NA	NA
	<u>Radeon R5 A6-9500 RADEON R5, 8 COMPUTE CORES 2C+6G</u>					928	1253	NA	NA
	<u>Radeon R5 A6-9500E 2C+4G</u>					1014	1193	NA	NA
	<u>Radeon R5 A6-9500E RADEON R5, 6 COMPUTE CORES 2C+4</u>					692	1450	NA	NA
	Videocard Name					Passmark G3D Mark (higher is better)	Rank (lower is better)	Videocard Value (higher is better)	Price (USD)
	<u>Radeon R5 A10-9600P 4C+6G</u>					619	1537	NA	NA
	<u>Radeon R5 A10-9600P RADEON R5, 10 COMPUTE CORES 4C</u>					703	1443	NA	NA
	<u>Radeon R5 A10-9620P 4C+6G</u>					731	1413	NA	NA
	<u>Radeon R5 A10-9620P RADEON R5, 10 COMPUTE CORES 4C</u>					659	1480	NA	NA
	<u>Radeon R5 A10-9630P 4C+6G</u>					977	1217	NA	NA

CPU Benchmarks	Video Card Benchmarks	Hard Drive Benchmarks	Memory Benchmarks	PC Benchmarks	Software Marketshare	Database Benchmarks	Android Benchmarks	iOS Benchmarks	
		<u>Radeon R5 A240</u>				576	1592	NA	NA
		<u>Radeon R5 M230</u>				416	1781	NA	NA
		<u>Radeon R5 M240</u>				458	1743	NA	NA
		<u>Radeon R5 M255</u>				541	1643	NA	NA
		<u>Radeon R5 M315</u>				478	1713	NA	NA
		<u>Radeon R5 M320</u>				457	1745	NA	NA
		<u>Radeon R5 M330</u>				595	1563	NA	NA
		<u>Radeon R5 M335</u>				548	1629	NA	NA
		<u>Radeon R5 M420</u>				492	1701	NA	NA
		<u>Radeon R5 M430</u>				648	1494	NA	NA
		<u>Radeon R5 M435</u>				847	1306	NA	NA
		<u>Radeon R5 Opteron X3216</u>				415	1782	NA	NA
		<u>Radeon R5 PRO A6-8500B 2C+4G</u>				508	1680	NA	NA
		<u>Radeon R5 PRO A6-8500B R5, 6 Compute Cores 2C+4G</u>				478	1712	NA	NA
		<u>Radeon R5 PRO A6-8530B 2C+4G</u>				689	1452	NA	NA
		<u>Radeon R5 PRO A6-8530B R5, 6 COMPUTE CORES 2C+4G</u>				463	1736	NA	NA
		<u>Radeon R5 PRO A6-8570 2C+6G</u>				847	1307	NA	NA
		<u>Radeon R5 PRO A6-8570 R5, 8 COMPUTE CORES 2C+6G</u>				984	1214	NA	NA
		<u>Radeon R5 PRO A6-8570E 2C+4G</u>				637	1506	NA	NA
		<u>Radeon R5 PRO A6-8570E R5, 6 COMPUTE CORES 2C+4G</u>				648	1495	NA	NA
		<u>Radeon R5 PRO A6-9500 2C+6G</u>				1096	1153	NA	NA
		<u>Radeon R5 PRO A6-9500 R5, 8 COMPUTE CORES 2C+6G</u>				793	1352	NA	NA
		<u>Radeon R5 PRO A6-9500B 2C+4G</u>				693	1449	NA	NA
		<u>Radeon R5 PRO A6-9500B R5, 6 COMPUTE CORES 2C+4G</u>				408	1787	NA	NA
		<u>Radeon R5 PRO A6-9500E 2C+4G</u>				770	1373	NA	NA
		<u>Radeon R5 PRO A8-9600B 4C+6G</u>				658	1481	NA	NA
		<u>Radeon R5 PRO A8-9600B R5, 10 COMPUTE CORES 4C+6G</u>				574	1598	NA	NA
		<u>Radeon R5 PRO A10-8730B 4C+6G</u>				695	1447	NA	NA
		<u>Radeon R5 PRO A10-8730B R5, 10 COMPUTE CORES 4C+6G</u>				597	1559	NA	NA
		<u>Radeon R5E</u>				309	1878	NA	NA
		<u>Radeon R6</u>				615	1541	NA	NA
		<u>Radeon R6 + R7 M265DX Dual</u>				570	1601	NA	NA

CPU Benchmarks	Video Card Benchmarks	Hard Drive Benchmarks	Memory Benchmarks	PC Benchmarks	Software Marketshare	Database Benchmarks	Android Benchmarks	iOS Benchmarks	
Videocard Name						Passmark G3D Mark (higher is better)	Rank (lower is better)	Videocard Value (higher is better)	Price (USD)
<u>Radeon R6 A10-9600P 4C+6G</u>						970	1224	NA	NA
<u>Radeon R6 M255DX</u>						605	1554	NA	NA
<u>Radeon R6 Opteron X3418</u>						955	1228	NA	NA
<u>Radeon R6 PRO A8-8600B 4C+6G</u>						531	1653	NA	NA
<u>Radeon R6 PRO A8-8600B R6, 10 Compute Cores 4C+6G</u>						596	1561	NA	NA
<u>Radeon R6 PRO A10-8700B 4C+6G</u>						538	1646	NA	NA
<u>Radeon R6 PRO A10-8700B R6, 10 Compute Cores 4C+6G</u>						532	1652	NA	NA
<u>Radeon R7 240</u>						899	1275	10.63	\$84.56*
<u>Radeon R7 240 + HD 8570D Dual</u>						917	1257	NA	NA
Videocard Name						Passmark G3D Mark (higher is better)	Rank (lower is better)	Videocard Value (higher is better)	Price (USD)
<u>Radeon R7 240 + HD 8670D Dual</u>						930	1252	NA	NA
<u>Radeon R7 250</u>						1046	1177	10.47	\$99.99*
<u>Radeon R7 250X</u>						2268	760	11.70	\$194.00*
<u>Radeon R7 260</u>						2891	643	32.13	\$89.99*
<u>Radeon R7 260X</u>						3193	610	22.81	\$139.99*
<u>Radeon R7 340</u>						1000	1203	NA	NA
<u>Radeon R7 360</u>						3141	618	21.52	\$145.99*
<u>Radeon R7 370</u>						4502	489	NA	NA
<u>Radeon R7 430</u>						1096	1154	7.28	\$150.58*
<u>Radeon R7 450</u>						1901	866	6.36	\$299.00*
<u>Radeon R7 7850A10-7850K</u>						551	1626	NA	NA
<u>Radeon R7 +8G</u>						1190	1114	NA	NA
<u>Radeon R7 + HD 7700 Dual</u>						1962	846	NA	NA
<u>Radeon R7 + R5 330 Dual</u>						1028	1188	NA	NA
<u>Radeon R7 + R5 340 Dual</u>						1234	1095	NA	NA
<u>Radeon R7 + R5 435 Dual A10-9700 RADEON</u>						885	1280	NA	NA
<u>Radeon R7 + R5 Dual</u>						897	1276	NA	NA
<u>Radeon R7 + R7 200 Dual</u>						1077	1163	NA	NA
<u>Radeon R7 + R7 240 Dual</u>						1045	1179	NA	NA
<u>Radeon R7 + R7 250 Dual</u>						1232	1096	NA	NA
<u>Radeon R7 + R7 350 Dual</u>						1982	839	NA	NA
<u>Radeon R7 A8 PRO-7600B</u>						667	1474	NA	NA
<u>Radeon R7 A8-7500</u>						875	1284	NA	NA

CPU Benchmarks	Video Card Benchmarks	Hard Drive Benchmarks	Memory Benchmarks	PC Benchmarks	Software Marketshare	Database Benchmarks	Android Benchmarks	iOS Benchmarks	
Videocard Name						Passmark G3D Mark (higher is better)	Rank (lower is better)	Videocard Value (higher is better)	Price (USD)
						734	1409	NA	NA
						846	1308	NA	NA
						819	1334	NA	NA
						912	1262	NA	NA
						830	1321	NA	NA
						821	1330	NA	NA
						762	1383	NA	NA
						822	1328	NA	NA
						771	1371	NA	NA
						727	1418	NA	NA
						945	1236	NA	NA
						915	1260	NA	NA
						1096	1152	NA	NA
						1004	1200	NA	NA
						856	1296	NA	NA
						773	1370	NA	NA
						916	1259	NA	NA
						872	1286	NA	NA
						718	1427	1.65	\$435.92*
						733	1412	2.01	\$365.48*
						1014	1192	NA	NA
						1066	1167	NA	NA
						913	1261	6.56	\$139.19*
						993	1212	NA	NA
Videocard Name						Passmark G3D Mark (higher is better)	Rank (lower is better)	Videocard Value (higher is better)	Price (USD)
						607	1551	NA	NA
						781	1358	NA	NA
						1281	1078	NA	NA
						829	1323	NA	NA
						718	1426	1.36	\$530.00*
						1464	1025	NA	NA
						869	1288	NA	NA
						510	1675	0.64	\$799.00*

						Passmark G3D Mark (higher is better)	Rank (lower is better)	Videocard Value (higher is better)	Price (USD)
CPU Benchmarks	Video Card Benchmarks	Hard Drive Benchmarks	Memory Benchmarks	PC Benchmarks	Software Marketshare	Database Benchmarks	Android Benchmarks	iOS Benchmarks	
						540	1644	NA	NA
						498	1691	NA	NA
						766	1378	NA	NA
						656	1483	NA	NA
						1186	1117	NA	NA
						578	1587	NA	NA
						785	1355	NA	NA
						1417	1044	NA	NA
						1668	946	NA	NA
						900	1273	NA	NA
						938	1243	1.26	\$744.00*
						1041	1182	NA	NA
						1134	1134	NA	NA
						1780	908	NA	NA
						1135	1133	NA	NA
						781	1357	NA	NA
						714	1432	NA	NA
						1309	1066	NA	NA
						855	1299	NA	NA
						776	1360	NA	NA
						917	1258	NA	NA
						808	1340	NA	NA
						945	1237	NA	NA
						797	1346	NA	NA
						628	1524	NA	NA
						933	1249	1.76	\$529.00*
						631	1517	NA	NA
						581	1583	NA	NA
						941	1241	NA	NA
						892	1277	NA	NA
						943	1238	NA	NA
						668	1472	NA	NA
						954	1229	NA	NA
						564	1607	NA	NA

CPU Benchmarks	Video Card Benchmarks	Hard Drive Benchmarks	Memory Benchmarks	PC Benchmarks	Software Marketshare	Database Benchmarks	Android Benchmarks	iOS Benchmarks
Videocard Name					Passmark G3D Mark (higher is better)	Rank (lower is better)	Videocard Value (higher is better)	Price (USD)
Radeon R8 M535DX					670	1470	NA	NA
Radeon R9 255					1420	1043	4.13	\$344.16*
Radeon R9 260					3047	628	NA	NA
Videocard Name					Passmark G3D Mark (higher is better)	Rank (lower is better)	Videocard Value (higher is better)	Price (USD)
Radeon R9 270					4306	504	NA	NA
Radeon R9 270 / R7 370					4259	506	19.98	\$213.16*
Radeon R9 270X					4875	464	14.93	\$326.50*
Radeon R9 280					5549	403	NA	NA
Radeon R9 280X					6146	362	NA	NA
Radeon R9 285 / 380					5549	402	11.44	\$485.00*
Radeon R9 290					8237	279	NA	NA
Radeon R9 290 / 390					8150	285	21.45	\$380.00*
Radeon R9 290X					8558	273	NA	NA
Radeon R9 290X / 390X					8380	277	26.19	\$319.99*
Radeon R9 295X2					8654	270	17.34	\$499.10*
Radeon R9 350					2005	830	6.71	\$299.00*
Radeon R9 360					3031	629	22.64	\$133.89*
Radeon R9 370					4722	476	29.51	\$159.99*
Radeon R9 380					6089	369	67.67	\$89.99*
Radeon R9 380X					6177	359	17.65	\$349.99*
Radeon R9 390					8880	264	NA	NA
Radeon R9 390X					9398	249	NA	NA
Radeon R9 Fury					9563	242	21.58	\$443.10*
Radeon R9 Fury + Fury X					9741	236	21.65	\$449.99*
Radeon R9 Fury X					9578	241	NA	NA
Radeon R9 M265X					1161	1127	NA	NA
Radeon R9 M270X					1204	1108	NA	NA
Radeon R9 M275					1114	1143	1.59	\$699.99*
Radeon R9 M275X					1699	935	NA	NA
Radeon R9 M275X / M375					1574	983	NA	NA
Radeon R9 M280X					813	1337	NA	NA
Radeon R9 M290X					3282	595	NA	NA
Radeon R9 M295X					5150	438	3.55	\$1,449.00*

CPU Benchmarks	Video Card Benchmarks	Hard Drive Benchmarks	Memory Benchmarks	PC Benchmarks	Software Marketshare	Database Benchmarks	Android Benchmarks	iOS Benchmarks	
	<u>Radeon R9 M370X</u>					1552	990	1.75	\$889.00*
	<u>Radeon R9 M375</u>					973	1221	NA	NA
	<u>Radeon R9 M375X</u>					1734	918	NA	NA
	<u>Radeon R9 M380</u>					2771	661	NA	NA
	<u>Radeon R9 M385</u>					2060	813	NA	NA
	<u>Radeon R9 M385X</u>					1993	837	NA	NA
	<u>Radeon R9 M390X</u>					3850	533	NA	NA
	<u>Radeon R9 M395</u>					4915	461	NA	NA
	<u>Radeon R9 M395X</u>					5194	434	NA	NA
	<u>Radeon R9 M470</u>					2330	743	NA	NA
	<u>Radeon R9 M470X</u>					3244	601	NA	NA
	<u>Radeon R9 M485X</u>					3660	554	NA	NA
	<u>Radeon RX590 GME</u>					8491	274	NA	NA
	<u>Radeon RX 460</u>					4101	516	24.59	\$166.81*
	<u>Radeon RX 470/570</u>					7975	294	20.50	\$388.99*
	<u>Radeon RX 480</u>					8585	272	25.25	\$339.99*
	<u>Radeon RX 540</u>					1996	835	NA	NA
	<u>Radeon RX 550</u>					2719	671	15.28	\$177.89
	Videocard Name					Passmark G3D Mark (higher is better)	Rank (lower is better)	Videocard Value (higher is better)	Price (USD)
	<u>Radeon RX 550X</u>					2368	732	NA	NA
	<u>Radeon RX 560</u>					3656	555	17.43	\$209.78
	<u>Radeon RX 560X</u>					3168	613	NA	NA
	<u>Radeon RX 570X</u>					1923	858	12.57	\$153.01*
	<u>Radeon RX 580</u>					8838	265	49.10	\$179.99*
	<u>Radeon RX 580 2048SP</u>					7658	304	NA	NA
	<u>Radeon RX 580X</u>					7028	325	NA	NA
	<u>Radeon RX 590</u>					9373	250	17.04	\$549.99*
	<u>Radeon RX 640</u>					2106	802	NA	NA
	<u>Radeon RX 780</u>					7657	305	NA	NA
	<u>Radeon RX 5300</u>					7587	311	NA	NA
	<u>Radeon RX 5300M</u>					4723	475	NA	NA
	<u>Radeon RX 5500</u>					8772	267	NA	NA
	<u>Radeon RX 5500 XT</u>					9105	257	50.23	\$181.29*

	Videocard Name	Passmark G3D Mark (higher is better)	Rank (lower is better)	Videocard Value (higher is better)	Price (USD)			
CPU Benchmarks	Video Card Benchmarks	Hard Drive Benchmarks	Memory Benchmarks	PC Benchmarks	Software Marketshare	Database Benchmarks	Android Benchmarks	iOS Benchmarks
	<u>Radeon RX 5600 OEM</u>	12383	180	NA	NA			
	<u>Radeon RX 5600 XT</u>	13514	149	<u>24.80</u>	<u>\$545.00*</u>			
	<u>Radeon RX 5600M</u>	8817	266	NA	NA			
	<u>Radeon RX 5700</u>	14360	136	<u>46.33</u>	<u>\$309.99*</u>			
	<u>Radeon RX 5700 XT</u>	16417	99	<u>33.62</u>	<u>\$488.33*</u>			
	<u>Radeon RX 5700 XT 50th Anniversary</u>	16505	95	NA	NA			
	<u>Radeon RX 6300</u>	5411	414	NA	NA			
	<u>Radeon RX 6300M</u>	6421	351	NA	NA			
	<u>Radeon RX 6400</u>	7637	308	<u>44.98</u>	<u>\$169.78</u>			
	<u>Radeon RX 6500</u>	7528	314	NA	NA			
	<u>Radeon RX 6500 XT</u>	9560	243	<u>53.12</u>	<u>\$179.99</u>			
	<u>Radeon RX 6500M</u>	7622	310	NA	NA			
	<u>Radeon RX 6550M</u>	9739	237	NA	NA			
	<u>Radeon RX 6600</u>	15116	124	<u>75.58</u>	<u>\$199.99</u>			
	<u>Radeon RX 6600 LE</u>	15387	117	NA	NA			
	<u>Radeon RX 6600 XT</u>	16483	96	<u>37.46</u>	<u>\$439.99*</u>			
	<u>Radeon RX 6600M</u>	13927	140	<u>69.64</u>	<u>\$199.99*</u>			
	<u>Radeon RX 6600S</u>	12444	179	NA	NA			
	<u>Radeon RX 6650 XT</u>	17166	89	<u>52.82</u>	<u>\$324.99</u>			
	<u>Radeon RX 6650M</u>	15038	125	NA	NA			
	<u>Radeon RX 6650M XT</u>	17070	91	NA	NA			
	<u>Radeon RX 6700</u>	19208	72	NA	NA			
	<u>Radeon RX 6700 XT</u>	19823	63	<u>25.18</u>	<u>\$787.16*</u>			
	<u>Radeon RX 6700M</u>	13549	148	<u>50.19</u>	<u>\$269.99*</u>			
	<u>Radeon RX 6700S</u>	15019	126	<u>50.07</u>	<u>\$299.99*</u>			
	<u>Radeon RX 6750 GRE 10GB</u>	17072	90	NA	NA			
	<u>Radeon RX 6750 GRE 12GB</u>	19894	60	NA	NA			
	<u>Radeon RX 6750 XT</u>	20770	56	<u>54.77</u>	<u>\$379.22*</u>			
	<u>Radeon RX 6800</u>	22148	50	<u>55.37</u>	<u>\$399.99*</u>			
	<u>Radeon RX 6800 XT</u>	24998	36	<u>36.65</u>	<u>\$682.17*</u>			
	<u>Radeon RX 6800M</u>	13281	153	NA	NA			
	<u>Radeon RX 6800S</u>	15730	107	NA	NA			
	<u>Radeon RX 6850M</u>	12274	186	NA	NA			

	Videocard Name	Passmark G3D Mark (higher is better)	Rank (lower is better)	Videocard Value (higher is better)	Price (USD)			
CPU Benchmarks	Video Card Benchmarks	Hard Drive Benchmarks	Memory Benchmarks	PC Benchmarks	Software Marketshare	Database Benchmarks	Android Benchmarks	iOS Benchmarks
	Radeon RX 6850M XT	17337	86	NA	NA			
	Radeon RX 6900 XT	26732	28	17.71	\$1,509.67*			
	Radeon RX 6950 XT	28142	22	28.14	\$999.99*			
	Radeon RX 7600	16619	94	61.56	\$269.99			
	Radeon RX 7600 XT	17187	87	49.11	\$349.99			
	Radeon RX 7600M	10893	215	NA	NA			
	Radeon RX 7600M XT	12989	165	NA	NA			
	Radeon RX 7600S	15250	120	NA	NA			
	Radeon RX 7700 XT	22382	48	45.68	\$489.99			
	Radeon RX 7700S	15283	119	NA	NA			
	Radeon RX 7800 XT	24207	37	42.47	\$569.99			
	Radeon RX 7800M	13258	155	NA	NA			
	Radeon RX 7900 GRE	27059	25	50.11	\$539.99*			
	Radeon RX 7900 XT	28904	17	34.82	\$829.99			
	Radeon RX 7900 XTX	31062	9	29.93	\$1,037.83			
	Radeon RX 7900M	23273	41	NA	NA			
	Radeon RX 9070	25448	32	46.35	\$549.00*			
	Radeon RX 9070 XT	26567	31	44.35	\$599.00*			
	Radeon RX Vega11	1605	971	NA	NA			
	Radeon RX Vega11 Ryzen 7 3750H	1711	931	NA	NA			
	Radeon RX Vega11 Ryzen 7 Microsoft Surface Edition	1420	1042	NA	NA			
	Radeon RX Vega 6 Ryzen 3 3200U	906	1267	NA	NA			
	Radeon RX Vega 8	1493	1015	NA	NA			
	Radeon RX Vega 10	1634	958	NA	NA			
	Radeon RX Vega 10 Ryzen 7 3700C	1166	1124	NA	NA			
	Radeon RX Vega 10 Ryzen 7 3700U	1504	1010	NA	NA			
	Radeon RX Vega 10 Ryzen 7 3750H	1912	862	NA	NA			
	Radeon RX Vega 10 Ryzen 7 PRO 3700U w/	1503	1012	NA	NA			
	Radeon RX Vega 11	2108	801	2.10	\$1,002.00*			
	Radeon RX Vega 11 PRD	2401	723	NA	NA			
	Radeon RX Vega 11 Processor	1816	901	NA	NA			
	Radeon RX Vega 11 Ryzen 5 3350G	1946	852	NA	NA			
	Radeon RX Vega 11 Ryzen 5 3400G	2183	784	NA	NA			
	Radeon RX Vega 11 Ryzen 5 3400GE	1929	854	NA	NA			

CPU Benchmarks	Video Card Benchmarks	Hard Drive Benchmarks	Memory Benchmarks	PC Benchmarks	Software Marketshare	Database Benchmarks	Android Benchmarks	iOS Benchmarks		
						Passmark G3D Mark (higher is better)	Rank (lower is better)	Videocard Value (higher is better)	Price (USD)	
						Radeon RX Vega - Renoir Ryzen 3 5300U	2312	747	NA	NA
						Radeon RX Vega M GH	6579	343	NA	NA
						Radeon RX Vega M GL	3901	527	NA	NA
						Radeon RX Vega Ryzen 3 5300U	2329	744	NA	NA
						Radeon Ryzen 3 3250U	792	1353	NA	NA
						Radeon Ryzen 3 5300U	1617	964	NA	NA
						Radeon Ryzen 3 5425U	1532	1001	NA	NA
						Radeon Ryzen 3 7330U	1692	939	NA	NA
						Radeon Ryzen 3 7335U	2162	788	NA	NA
						Radeon Ryzen 3 PRO 4355GE	1431	1037	NA	NA
						Radeon Ryzen 3 PRO 5355GE	1951	851	NA	NA
						Radeon Ryzen 3 PRO 5450U	1731	920	NA	NA
						Radeon Ryzen 3 PRO 5475U	1541	995	NA	NA
						Passmark G3D Mark (higher is better)	Rank (lower is better)	Videocard Value (higher is better)	Price (USD)	
						Radeon Ryzen 3 PRO 7330U	1822	894	NA	NA
						Radeon Ryzen 3 PRO 7335U	2042	819	NA	NA
						Radeon Ryzen 5 3450U	1123	1140	NA	NA
						Radeon Ryzen 5 3550H	1794	905	NA	NA
						Radeon Ryzen 5 4600GE with Radeon Graphics	2249	767	NA	NA
						Radeon Ryzen 5 5500GT	2575	692	NA	NA
						Radeon Ryzen 5 5500U	2057	816	NA	NA
						Radeon Ryzen 5 5560U	2028	824	NA	NA
						Radeon Ryzen 5 5600GE	2522	705	NA	NA
						Radeon Ryzen 5 5600GT	2490	710	NA	NA
						Radeon Ryzen 5 5600H	2395	724	NA	NA
						Radeon Ryzen 5 5600U	2095	808	NA	NA
						Radeon Ryzen 5 5625U	2129	796	NA	NA
						Radeon Ryzen 5 6600H	3602	559	NA	NA
						Radeon Ryzen 5 6600HS Creator Edition	3781	540	NA	NA
						Radeon Ryzen 5 6600U	3312	592	NA	NA
						Radeon Ryzen 5 7430U	2110	799	NA	NA
						Radeon Ryzen 5 7530U	2243	770	NA	NA
						Radeon Ryzen 5 7535HS	3139	620	NA	NA

CPU Benchmarks	Video Card Benchmarks	Hard Drive Benchmarks	Memory Benchmarks	PC Benchmarks	Software Marketshare	Database Benchmarks	Android Benchmarks	iOS Benchmarks	
Videocard Name						Passmark G3D Mark (higher is better)	Rank (lower is better)	Videocard Value (higher is better)	Price (USD)
						1869	876	NA	NA
						1721	924	NA	NA
						2068	811	NA	NA
						2226	773	NA	NA
						2361	735	NA	NA
						2294	753	NA	NA
						2341	741	NA	NA
						2587	689	NA	NA
						1510	1008	NA	NA
						1901	867	NA	NA
						2548	698	NA	NA
						3696	546	NA	NA
						3157	616	NA	NA
						1486	1018	NA	NA
						1301	1071	NA	NA
						2581	690	NA	NA
						2595	687	NA	NA
						2033	821	NA	NA
						3391	581	NA	NA
						3446	578	NA	NA
						2319	746	NA	NA
						2291	754	NA	NA
						2816	649	NA	NA
						2555	696	NA	NA
						2405	722	NA	NA
						2392	726	NA	NA
						5266	423	NA	NA
						6025	370	NA	NA
Videocard Name						Passmark G3D Mark (higher is better)	Rank (lower is better)	Videocard Value (higher is better)	Price (USD)
						5435	410	NA	NA
						4614	482	NA	NA
						5937	374	NA	NA
						1704	933	NA	NA

				Passmark G3D Mark (higher is better)	Rank (lower is better)	Videocard Value (higher is better)	Price (USD)	
CPU Benchmarks	Video Card Benchmarks	Hard Drive Benchmarks	Memory Benchmarks	PC Benchmarks	Software Marketshare	Database Benchmarks	Android Benchmarks	iOS Benchmarks
				<u>Radeon Ryzen 7 7735H</u>	5334	417	NA	NA
				<u>Radeon Ryzen 7 7735HS</u>	5132	442	NA	NA
				<u>Radeon Ryzen 7 7735U</u>	4899	463	NA	NA
				<u>Radeon Ryzen 7 7736U</u>	5876	378	NA	NA
				<u>Radeon Ryzen 7 7800X3D 8-Core</u>	1850	886	NA	NA
				<u>Radeon Ryzen 7 Microsoft Surface Edition</u>	2282	755	NA	NA
				<u>Radeon Ryzen 7 PRO 4750G</u>	2499	708	NA	NA
				<u>Radeon Ryzen 7 PRO 4750GE</u>	2377	731	NA	NA
				<u>Radeon Ryzen 7 PRO 4750U</u>	2026	826	NA	NA
				<u>Radeon Ryzen 7 PRO 5755GE</u>	2256	764	NA	NA
				<u>Radeon Ryzen 7 PRO 5875U</u>	2045	818	NA	NA
				<u>Radeon Ryzen 7 PRO 6850H</u>	5430	411	NA	NA
				<u>Radeon Ryzen 7 PRO 6850HS</u>	5057	450	NA	NA
				<u>Radeon Ryzen 7 PRO 6850U</u>	5123	443	NA	NA
				<u>Radeon Ryzen 7 PRO 6860Z</u>	4503	488	NA	NA
				<u>Radeon Ryzen 7 PRO 7730U</u>	2338	742	NA	NA
				<u>Radeon Ryzen 7 Pro 7735U</u>	3825	537	NA	NA
				<u>Radeon Ryzen 7 PRO 7745 8-Core</u>	1608	970	NA	NA
				<u>Radeon Ryzen 9 4900H</u>	2607	683	NA	NA
				<u>Radeon Ryzen 9 5900H</u>	2960	638	NA	NA
				<u>Radeon Ryzen 9 6900HS</u>	6958	331	NA	NA
				<u>Radeon Ryzen 9 6900HS Creator Edition</u>	5155	437	NA	NA
				<u>Radeon Ryzen 9 7900 12-Core</u>	2056	817	NA	NA
				<u>Radeon Ryzen 9 7900X3D 12-Core</u>	1786	907	NA	NA
				<u>Radeon Ryzen 9 7900X 12-Core</u>	2387	729	NA	NA
				<u>Radeon Ryzen 9 7950X3D 16-Core</u>	1690	942	NA	NA
				<u>Radeon Ryzen 9 7950X 16-Core</u>	3435	579	NA	NA
				<u>Radeon Ryzen 9 PRO 6950H</u>	5930	376	NA	NA
				<u>Radeon Ryzen 9 PRO 6950HS</u>	4250	508	NA	NA
				<u>Radeon Ryzen 9 PRO 7945 12-Core</u>	1725	922	NA	NA
				<u>Radeon Ryzen Embedded R2514</u>	1444	1028	NA	NA
				<u>Radeon Ryzen Embedded R2544</u>	1864	882	NA	NA
				<u>Radeon Ryzen Embedded V2516</u>	1527	1003	NA	NA
				<u>Radeon Ryzen Embedded V2718</u>	1998	832	NA	NA

CPU Benchmarks	Video Card Benchmarks	Hard Drive Benchmarks	Memory Benchmarks	PC Benchmarks	Software Marketshare	Database Benchmarks	Android Benchmarks	iOS Benchmarks
----------------	-----------------------	-----------------------	-------------------	---------------	----------------------	---------------------	--------------------	----------------

Videocard Name	Passmark G3D Mark (higher is better)	Rank (lower is better)	Videocard Value (higher is better)	Price (USD)
Radeon Sky 500	4709	477	NA	NA
Radeon TM	5608	397	NA	NA
Radeon TM R9 A360	2060	814	NA	NA
Radeon VE	2	2641	NA	NA
Radeon Vega 2	506	1686	NA	NA
Radeon Vega 2 Athlon Silver 3050U	521	1667	NA	NA
Radeon Vega 3	889	1279	0.33	\$2,677.99*
Videocard Name	Passmark G3D Mark (higher is better)	Rank (lower is better)	Videocard Value (higher is better)	Price (USD)
Radeon Vega 3 3020e	555	1618	NA	NA
Radeon Vega 3 Athlon 300GE	1044	1180	NA	NA
Radeon Vega 3 Athlon 300U	840	1310	NA	NA
Radeon Vega 3 Athlon 320GE	677	1465	NA	NA
Radeon Vega 3 Athlon 3000G	971	1223	NA	NA
Radeon Vega 3 Athlon Gold 3150G	1088	1157	NA	NA
Radeon Vega 3 Athlon Gold 3150U	681	1457	NA	NA
Radeon Vega 3 Athlon Gold PRO 3150G	671	1469	NA	NA
Radeon Vega 3 Athlon PRO 300GE w/	935	1248	NA	NA
Radeon Vega 3 Athlon Silver 3050e	496	1696	NA	NA
Radeon Vega 3 Athlon Silver 3050U	855	1298	NA	NA
Radeon Vega 3 Mobile	1035	1184	NA	NA
Radeon Vega 3 Ryzen 3 3200U	849	1305	NA	NA
Radeon Vega 3 Ryzen 3 3250U	742	1401	NA	NA
Radeon Vega 3 Ryzen Embedded R1305G	579	1586	NA	NA
Radeon Vega 3 Ryzen Embedded R1505G	729	1414	NA	NA
Radeon Vega 6	1309	1068	0.73	\$1,799.99*
Radeon Vega 6 Ryzen 3 3300U	1283	1076	NA	NA
Radeon Vega 6 Ryzen 3 3350U	1541	994	NA	NA
Radeon Vega 6 Ryzen 3 PRO 3300U w/	1370	1052	NA	NA
Radeon Vega 8	1580	981	12.45	\$126.86*
Radeon Vega 8 Mobile	1429	1038	NA	NA
Radeon Vega 8 Ryzen 3 3200G	1870	875	NA	NA
Radeon Vega 8 Ryzen 3 PRO 3200G	1432	1035	NA	NA
Radeon Vega 8 Ryzen 3 PRO 3200GE w/	1538	999	NA	NA

CPU Benchmarks	Video Card Benchmarks	Hard Drive Benchmarks	Memory Benchmarks	PC Benchmarks	Software Marketshare	Database Benchmarks	Android Benchmarks	iOS Benchmarks	
	Videocard Name					Passmark G3D Mark (higher is better)	Rank (lower is better)	Videocard Value (higher is better)	Price (USD)
	<u>Radeon Vega 8 Ryzen 5 3550H</u>					1695	937	NA	NA
	<u>Radeon Vega 8 Ryzen 5 PRO 3500U w/</u>					1476	1021	NA	NA
	<u>Radeon Vega 9</u>					1587	978	NA	NA
	<u>Radeon Vega 9 Ryzen 5 3550H</u>					1571	986	NA	NA
	<u>Radeon Vega 9 Ryzen 5 Microsoft Surface Edition</u>					1443	1029	NA	NA
	<u>Radeon Vega 10</u>					1549	991	NA	NA
	<u>Radeon Vega 10 Mobile</u>					1538	998	NA	NA
	<u>Radeon Vega 10 Ryzen 7 PRO 3700U w/</u>					1564	987	NA	NA
	<u>Radeon Vega 11</u>					1854	884	NA	NA
	<u>Radeon Vega 11 Ryzen 5 PRO 3350G</u>					2184	783	NA	NA
	<u>Radeon Vega 11 Ryzen 5 PRO 3400G</u>					2032	822	NA	NA
	<u>Radeon Vega 11 Ryzen 5 PRO 3400GE w/</u>					1696	936	NA	NA
	<u>Radeon Vega Frontier Edition</u>					13013	163	<u>7.75</u>	<u>\$1,679.99*</u>
	<u>Radeon VII</u>					16406	100	<u>8.64</u>	<u>\$1,899.95*</u>
	<u>RADEON X300SE</u>					38	2389	NA	NA
	<u>RADEON X550</u>					50	2335	NA	NA
	<u>RADEON X550XT</u>					56	2323	NA	NA
	<u>Radeon X550XTX</u>					70	2276	NA	NA
	<u>RADEON X600 256MB HyperMemory</u>					56	2322	NA	NA
	<u>RADEON X600 PRO</u>					67	2292	<u>0.42</u>	<u>\$160.49*</u>
	<u>RADEON X600 SE</u>					49	2343	<u>0.87</u>	<u>\$56.18*</u>
	<u>RADEON X600XT</u>					91	2222	NA	NA
	Videocard Name					Passmark G3D Mark (higher is better)	Rank (lower is better)	Videocard Value (higher is better)	Price (USD)
	<u>RADEON X700</u>					72	2270	NA	NA
	<u>RADEON X700 PRO</u>					75	2261	NA	NA
	<u>RADEON X700 SE</u>					71	2274	NA	NA
	<u>RADEON X800 GT</u>					84	2239	NA	NA
	<u>RADEON X800 GTO</u>					114	2149	NA	NA
	<u>RADEON X800 PRO</u>					64	2300	NA	NA
	<u>RADEON X800 PRO/GTO</u>					73	2267	NA	NA
	<u>RADEON X800 SE</u>					129	2104	NA	NA
	<u>RADEON X800 XL</u>					69	2282	NA	NA
	<u>RADEON X800 XT</u>					97	2205	NA	NA

CPU Benchmarks	Video Card Benchmarks	Hard Drive Benchmarks	Memory Benchmarks	PC Benchmarks	Software Marketshare	Database Benchmarks	Android Benchmarks	iOS Benchmarks
	Videocard Name				Passmark G3D Mark (higher is better)	Rank (lower is better)	Videocard Value (higher is better)	Price (USD)
	RADEON X850 PRO				72	2269	NA	NA
	RADEON X850 XT				81	2253	NA	NA
	RADEON X850 XT Platinum Edition				81	2245	NA	NA
	Radeon X1050				49	2342	NA	NA
	Radeon X1200				32	2422	NA	NA
	Radeon X1250				37	2394	NA	NA
	Radeon X1270				31	2428	NA	NA
	Radeon X1300				58	2315	0.61	\$95.78*
	Radeon X1300 PRO				84	2238	NA	NA
	Radeon X1550				66	2296	0.43	\$155.00*
	Radeon X1550 64-bit				47	2346	NA	NA
	Radeon X1600				49	2340	NA	NA
	Radeon X1600 Pro				98	2198	NA	NA
	Radeon X1600 Pro / X1300XT				69	2283	NA	NA
	Radeon X1600 XT				115	2147	NA	NA
	Radeon X1650 GTO				74	2263	NA	NA
	Radeon X1650 Pro				84	2235	0.53	\$160.89*
	Radeon X1650 SE				71	2275	NA	NA
	Radeon X1700 Targa Edition				116	2144	NA	NA
	Radeon X1800 GTO				140	2077	NA	NA
	Radeon X1900 CrossFire Edition				137	2087	NA	NA
	Radeon X1900 GT				145	2062	NA	NA
	Radeon X1950 CrossFire Edition				151	2048	NA	NA
	Radeon X1950 GT				106	2175	NA	NA
	Radeon X1950 Pro				112	2155	NA	NA
	RADEON XPRESS 200				29	2434	NA	NA
	RADEON XPRESS 200 CROSSFIRE				18	2474	NA	NA
	RADEON XPRESS 200M				22	2464	NA	NA
	Radeon Xpress 1100				34	2411	NA	NA
	Radeon Xpress 1150				29	2433	NA	NA
	Radeon Xpress 1200				35	2402	NA	NA
	Radeon Xpress 1250				42	2366	NA	NA
	Radeon Xpress 1270				26	2443	NA	NA
	Radeon Xpress 1300				52	2326	NA	NA

CPU Benchmarks	Video Card Benchmarks	Hard Drive Benchmarks	Memory Benchmarks	PC Benchmarks	Software Marketshare	Database Benchmarks	Android Benchmarks	iOS Benchmarks
Videocard Name					Passmark G3D Mark (higher is better)	Rank (lower is better)	Videocard Value (higher is better)	Price (USD)
RadeonT 660M Ryzen 5 7535HS					4051	519	NA	NA
Videocard Name					Passmark G3D Mark (higher is better)	Rank (lower is better)	Videocard Value (higher is better)	Price (USD)
RadeonT 680M Ryzen 7 6800H					1437	1031	NA	NA
RadeonT 680M Ryzen 7 7735HS					5650	394	NA	NA
RadeonT 780M					7112	323	NA	NA
RadeonT RX 6850M XT					14598	133	NA	NA
RadeonT RX Vega 11					1621	962	NA	NA
Rage 128 Pro					1	2650	NA	NA
RAGE 128 PRO AGP 4X TMDS					1	2652	NA	NA
Rage Fury Pro/Xpert 2000 Pro					3	2613	NA	NA
RDPDD Chained DD					250	1933	NA	NA
Red Hat QXL controller					31	2426	NA	NA
RGH Drivers v3					11	2493	NA	NA
RIVA TNT2 Model 64/Model 64 Pro					3	2590	NA	NA
RIVA TNT2/TNT2 Pro					3	2602	NA	NA
RTX 500 Ada Generation Laptop GPU					10895	214	NA	NA
RTX 1000 Ada Generation Laptop GPU					13253	156	NA	NA
RTX 2000 Ada Generation					17358	85	NA	NA
RTX 2000 Ada Generation Embedded GPU					14517	134	NA	NA
RTX 2000 Ada Generation Laptop GPU					15219	121	NA	NA
RTX 2000E Ada Generation					12460	177	NA	NA
RTX 3000 Ada Generation Laptop GPU					15907	105	NA	NA
RTX 3500 Ada Generation Embedded GPU					25188	33	NA	NA
RTX 3500 Ada Generation Laptop GPU					19644	66	NA	NA
RTX 4000 Ada Generation					23746	39	NA	NA
RTX 4000 Ada Generation Laptop GPU					22611	46	NA	NA
RTX 4000 SFF Ada Generation					20327	58	NA	NA
RTX 4500 Ada Generation					28216	21	NA	NA
RTX 5000 Ada Generation					30745	10	NA	NA
RTX 5000 Ada Generation Embedded GPU					27774	23	NA	NA
RTX 5000 Ada Generation Laptop GPU					24017	38	NA	NA
RTX 5880 Ada Generation					29012	14	NA	NA
RTX 6000 Ada Generation					28891	18	NA	NA

CPU Benchmarks	Video Card Benchmarks	Hard Drive Benchmarks	Memory Benchmarks	PC Benchmarks	Software Marketshare	Database Benchmarks	Android Benchmarks	iOS Benchmarks
Videocard Name					Passmark G3D Mark (higher is better)	Rank (lower is better)	Videocard Value (higher is better)	Price (USD)
	RTX A500 Laptop GPU				6699	340	NA	NA
	RTX A1000				10700	218	NA	NA
	RTX A1000 6GB Laptop GPU				10069	231	NA	NA
	RTX A1000 Embedded GPU				11460	206	NA	NA
	RTX A1000 Laptop GPU				9641	239	NA	NA
	RTX A2000				13570	147	31.24	\$434.33*
	RTX A2000 8GB Laptop GPU				10808	216	NA	NA
	RTX A2000 12GB				13704	143	NA	NA
	RTX A2000 Laptop GPU				9837	234	NA	NA
	RTX A3000 12GB Laptop GPU				13877	141	NA	NA
	RTX A3000 Laptop GPU				12527	176	NA	NA
	RTX A4000				19602	68	26.14	\$749.99*
	RTX A4000 Laptop GPU				14953	128	NA	NA
	RTX A4500				21392	55	14.56	\$1,469.00*
	RTX A4500 Embedded GPU				10916	213	NA	NA
	RTX A4500 Laptop GPU				17182	88	NA	NA
Videocard Name					Passmark G3D Mark (higher is better)	Rank (lower is better)	Videocard Value (higher is better)	Price (USD)
	RTX A5000				22567	47	10.12	\$2,229.99*
	RTX A5000 Laptop GPU				16215	102	NA	NA
	RTX A5500				21762	53	10.03	\$2,169.99*
	RTX A5500 Laptop GPU				17410	84	NA	NA
	RTX A6000				22738	44	5.53	\$4,109.99*
	RV530 PRO				118	2137	NA	NA
	Ryzen 3 4300G with Radeon Graphics				1771	910	NA	NA
	Ryzen 3 4300GE with Radeon Graphics				2307	749	NA	NA
	Ryzen 3 4300U with Radeon Graphics				1367	1053	NA	NA
	Ryzen 3 5300G with Radeon Graphics				1927	855	NA	NA
	Ryzen 3 5300GE with Radeon Graphics				1917	860	NA	NA
	Ryzen 3 5300U with Radeon Graphics				1539	996	NA	NA
	Ryzen 3 5400U with Radeon Graphics				1599	974	NA	NA
	Ryzen 3 5425U with Radeon Graphics				1691	941	NA	NA
	Ryzen 3 7330U with Radeon Graphics				1693	938	NA	NA
	Ryzen 3 7335U with Radeon Graphics				1980	840	NA	NA

CPU Benchmarks	Video Card Benchmarks	Hard Drive Benchmarks	Memory Benchmarks	PC Benchmarks	Software Marketshare	Database Benchmarks	Android Benchmarks	iOS Benchmarks	
Videocard Name						Passmark G3D Mark (higher is better)	Rank (lower is better)	Videocard Value (higher is better)	Price (USD)
						2102	804	NA	NA
						1906	863	NA	NA
						1531	1002	NA	NA
						2299	751	NA	NA
						1819	896	NA	NA
						1617	966	NA	NA
						1431	1036	NA	NA
						2144	792	NA	NA
						1503	1011	NA	NA
						1817	899	NA	NA
						2361	736	NA	NA
						2157	789	NA	NA
						8370	278	NA	NA
						1904	864	NA	NA
						2224	776	NA	NA
						1970	843	NA	NA
						2098	805	NA	NA
						2573	694	NA	NA
						2547	699	NA	NA
						2200	780	NA	NA
						2297	752	NA	NA
						2150	791	NA	NA
						1996	834	NA	NA
						3579	561	NA	NA
						3690	548	NA	NA
						3233	604	NA	NA
						2270	758	NA	NA
						2250	766	NA	NA
						3323	589	NA	NA
						1858	883	NA	NA
						2305	750	NA	NA
Videocard Name						Passmark G3D Mark (higher is better)	Rank (lower is better)	Videocard Value (higher is better)	Price (USD)
						1441	1030	NA	NA

CPU Benchmarks	Video Card Benchmarks	Hard Drive Benchmarks	Memory Benchmarks	PC Benchmarks	Software Marketshare	Database Benchmarks	Android Benchmarks	iOS Benchmarks
Videocard Name					Passmark G3D Mark (higher is better)	Rank (lower is better)	Videocard Value (higher is better)	Price (USD)
Ryzen 5 PRO 4650GE with Radeon Graphics					2133	794	NA	NA
Ryzen 5 PRO 4650U with Radeon Graphics					1711	930	NA	NA
Ryzen 5 PRO 5650G with Radeon Graphics					2481	711	NA	NA
Ryzen 5 PRO 5650GE with Radeon Graphics					2455	714	NA	NA
Ryzen 5 PRO 5650U with Radeon Graphics					1995	836	NA	NA
Ryzen 5 PRO 5675U with Radeon Graphics					1719	926	NA	NA
Ryzen 5 PRO 6650U					3519	567	NA	NA
Ryzen 5 PRO 6650U with Radeon Graphics					3533	566	NA	NA
Ryzen 5 PRO 7530U with Radeon Graphics					1877	874	NA	NA
Ryzen 5 Pro 7535U with Radeon Graphics					3750	544	NA	NA
Ryzen 7 2700U with Radeon Vega					1617	965	NA	NA
Ryzen 7 4700G with Radeon Graphics					2186	782	NA	NA
Ryzen 7 4700GE with Radeon Graphics					2496	709	NA	NA
Ryzen 7 4700U with Radeon Graphics					2034	820	NA	NA
Ryzen 7 4800H with Radeon Graphics					2113	797	NA	NA
Ryzen 7 4800U with Radeon Graphics					2343	740	NA	NA
Ryzen 7 5700G with Radeon Graphics					2779	659	NA	NA
Ryzen 7 5700GE with Radeon Graphics					2762	664	NA	NA
Ryzen 7 5700U with Radeon Graphics					2241	771	NA	NA
Ryzen 7 5800H with Radeon Graphics					2736	665	NA	NA
Ryzen 7 5800HS with Radeon Graphics					2795	657	NA	NA
Ryzen 7 5800U with Radeon Graphics					2310	748	NA	NA
Ryzen 7 5825U with Radeon Graphics					2351	739	NA	NA
Ryzen 7 6800H					5247	428	NA	NA
Ryzen 7 6800H with Radeon Graphics					4959	458	NA	NA
Ryzen 7 6800HS					5237	429	NA	NA
Ryzen 7 6800HS Creator Edition					5465	407	NA	NA
Ryzen 7 6800HS with Radeon Graphics					6240	354	NA	NA
Ryzen 7 6800U					5006	456	NA	NA
Ryzen 7 6800U with Radeon Graphics					4760	474	NA	NA
Ryzen 7 7730U with Radeon Graphics					2433	719	NA	NA
Ryzen 7 7735HS with Radeon Graphics					5175	435	NA	NA
Ryzen 7 7735U with Radeon Graphics					5081	447	NA	NA
Ryzen 7 9700X 8-Core Processor					2250	765	NA	NA

CPU Benchmarks	Video Card Benchmarks	Hard Drive Benchmarks	Memory Benchmarks	PC Benchmarks	Software Marketshare	Database Benchmarks	Android Benchmarks	iOS Benchmarks	
Videocard Name						Passmark G3D Mark (higher is better)	Rank (lower is better)	Videocard Value (higher is better)	Price (USD)
Ryzen 7 Pro 4750G with Radeon Graphics						2681	677	NA	NA
Ryzen 7 PRO 4750GE with Radeon Graphics						2549	697	NA	NA
Ryzen 7 PRO 4750U with Radeon Graphics						2029	823	NA	NA
Ryzen 7 PRO 5750G with Radeon Graphics						2387	728	NA	NA
Ryzen 7 PRO 5750GE with Radeon Graphics						2509	707	NA	NA
Ryzen 7 PRO 5850U with Radeon Graphics						2328	745	NA	NA
Ryzen 7 PRO 5875U with Radeon Graphics						2067	812	NA	NA
Ryzen 7 PRO 6850H with Radeon Graphics						5790	383	NA	NA
Ryzen 7 PRO 6850HS with Radeon Graphics						4087	517	NA	NA
Ryzen 7 PRO 6850U						5580	399	NA	NA
Videocard Name						Passmark G3D Mark (higher is better)	Rank (lower is better)	Videocard Value (higher is better)	Price (USD)
Ryzen 7 PRO 6850U with Radeon Graphics						5116	444	NA	NA
Ryzen 7 PRO 6860Z						5076	448	NA	NA
Ryzen 7 PRO 6860Z with Radeon Graphics						4869	465	NA	NA
Ryzen 7 PRO 7730U with Radeon Graphics						2566	695	NA	NA
Ryzen 7 Pro 7735U with Radeon Graphics						5142	440	NA	NA
Ryzen 9 4900HS with Radeon Graphics						7418	316	NA	NA
Ryzen 9 5900HS with Radeon Graphics						5479	406	NA	NA
Ryzen 9 5900HX with Radeon Graphics						2927	641	NA	NA
Ryzen 9 6900HS						8005	291	NA	NA
Ryzen 9 6900HS with Radeon Graphics						6109	366	NA	NA
Ryzen 9 6900HX with Radeon Graphics						5248	426	NA	NA
Ryzen 9 9900X 12-Core Processor						1729	921	NA	NA
Ryzen 9 9950X 16-Core Processor						1770	911	NA	NA
Ryzen 9 PRO 6950H						5758	385	NA	NA
Ryzen 9 PRO 6950H with Radeon Graphics						6176	360	NA	NA
Ryzen 9 PRO 6950HS with Radeon Graphics						4704	478	NA	NA
S3 5400EW						146	2061	NA	NA
S3 Chrome 430 ULP						39	2383	NA	NA
S3 Chrome S25 DDR2						18	2471	NA	NA
S3 Chrome S27 DDR3						33	2414	NA	NA
S3 Inc. Savage4						3	2611	NA	NA
S3 ProSavageDDR						1	2649	NA	NA

CPU Benchmarks	Video Card Benchmarks	Hard Drive Benchmarks	Memory Benchmarks	PC Benchmarks	Software Marketshare	Database Benchmarks	Android Benchmarks	iOS Benchmarks	
	Videocard Name					Passmark G3D Mark (higher is better)	Rank (lower is better)	Videocard Value (higher is better)	Price (USD)
	<u>SAPPHIRE RADEON 9600 ATLANTIS</u>					47	2349	NA	NA
	<u>Sapphire RADEON X800 GT</u>					112	2159	NA	NA
	<u>SAPPHIRE Radeon X1550</u>					61	2307	NA	NA
	<u>Seria Mobility Radeon HD 3400</u>					124	2116	NA	NA
	<u>Seria Radeon HD 7700</u>					1603	973	NA	NA
	<u>SiliconMotion SM768 WDDM2.0 Display Driver</u>					406	1790	NA	NA
	<u>Snapdragon X Elite - X1E001DE - Qualcomm Adreno GP</u>					3245	600	NA	NA
	<u>Snapdragon X Elite - X1E78100 - Qualcomm Adreno GP</u>					2575	693	NA	NA
	<u>Snapdragon X Elite - X1E80100 - Qualcomm Adreno GP</u>					2617	682	NA	NA
	<u>Snapdragon X Elite - X1E84100 - Qualcomm Adreno GP</u>					2981	636	NA	NA
	<u>Snapdragon X Plus - X1P64100 - Qualcomm Adreno GPU</u>					2603	684	NA	NA
	<u>SUMO 964A</u>					497	1693	NA	NA
	<u>SUMO 9640</u>					650	1493	NA	NA
	<u>SUMO 9644</u>					465	1731	NA	NA
	<u>SuperDisplay Virtual Adapter</u>					10390	225	NA	NA
	<u>Surface Duo Adreno 640 GPU</u>					592	1568	NA	NA
	<u>T400</u>					3611	558	22.58	\$159.99
	<u>T400 4GB</u>					3788	539	NA	NA
	<u>T500</u>					3661	553	NA	NA
	<u>T550 Laptop GPU</u>					4807	467	NA	NA
	<u>T600</u>					6478	347	27.00	\$239.99*
	<u>T600 Laptop GPU</u>					7038	324	NA	NA
	<u>T1000</u>					7625	309	25.08	\$303.99*
	<u>T1000 8GB</u>					7650	307	NA	NA
	<u>T1200 Laptop GPU</u>					7787	299	NA	NA
	Videocard Name					Passmark G3D Mark (higher is better)	Rank (lower is better)	Videocard Value (higher is better)	Price (USD)
	<u>TENSOR 1.0 Driver Intel HD 630</u>					1299	1072	NA	NA
	<u>Tesla C2050</u>					3175	612	11.76	\$269.99*
	<u>Tesla C2050 / C2070</u>					3428	580	NA	NA
	<u>Tesla C2070</u>					3120	622	5.17	\$604.00*
	<u>Tesla C2075</u>					3016	630	4.67	\$646.00*
	<u>Tesla K20m</u>					4432	496	NA	NA
	<u>Tesla K20Xm</u>					4403	499	0.57	\$7,699.00*

CPU Benchmarks	Video Card Benchmarks	Hard Drive Benchmarks	Memory Benchmarks	PC Benchmarks	Software Marketshare	Database Benchmarks	Android Benchmarks	iOS Benchmarks
	Videocard Name				Passmark G3D Mark (higher is better)	Rank (lower is better)	Videocard Value (higher is better)	Price (USD)
	Tesla K80				5852	379	9.85	\$593.95*
	Tesla M6				6226	358	31.29	\$199.00*
	Tesla M10				2994	632	1.11	\$2,695.00*
	Tesla M40				10448	223	17.41	\$600.00*
	Tesla M40 24GB				10417	224	NA	NA
	Tesla M60				7651	306	9.71	\$787.90*
	Tesla M2070-Q				1305	1069	NA	NA
	Tesla P4				9097	258	NA	NA
	Tesla P40				12266	187	NA	NA
	Tesla P100-PCIE-16GB				7225	321	1.27	\$5,699.00*
	Tesla T4				10683	220	2.39	\$4,476.27
	Tesla T10				12650	171	NA	NA
	Tesla V100-PCIE-16GB				12328	183	NA	NA
	TITAN RTX				20220	59	8.09	\$2,499.00*
	TITAN V				19614	67	9.81	\$1,999.99*
	TITAN V CEO Edition				16987	92	NA	NA
	TITAN Xp COLLECTORS EDITION				18872	75	NA	NA
	TRINITY DEVASTATOR MOBILE				699	1445	NA	NA
	TRINITY SCRAPPER MOBILE				498	1692	NA	NA
	V9560XT				6	2524	NA	NA
	Vanta/Vanta LT				3	2615	NA	NA
	VIA Chrome9 HC3 IGP				2	2625	NA	NA
	VIA Chrome9 HC IGP				4	2576	NA	NA
	VIA Chrome9 HC IGP Family				3	2588	NA	NA
	VIA Chrome9 HC IGP Family WDDM				3	2600	NA	NA
	VIA Chrome9 HC IGP Prerelease WDDM 1.1				2	2639	NA	NA
	VIA Chrome9 HC IGP WDDM				2	2636	NA	NA
	VIA Chrome9 HC IGP WDDM 1.1				3	2604	NA	NA
	VIA Chrome9 HCM IGP				1	2647	NA	NA
	VIA Chrome9 HD IGP				9	2499	NA	NA
	VIA/S3G C-645/640 GPU				132	2101	NA	NA
	VIA/S3G Chrome 645/640 GPU				109	2170	NA	NA
	VIA/S3G DeltaChrome IGP				3	2606	NA	NA
	VIA/S3G KM400/KN400				4	2582	NA	NA

CPU Benchmarks	Video Card Benchmarks	Hard Drive Benchmarks	Memory Benchmarks	PC Benchmarks	Software Marketshare	Database Benchmarks	Android Benchmarks	iOS Benchmarks	
VIA/S3G UniChromell						5	2532	NA	NA
Virtual Display Device						1649	951	NA	NA
VirtualMonitor Device						2130	795	NA	NA
VisionTek Radeon 7000						1	2644	NA	NA
Videocard Name						Passmark G3D Mark (higher is better)	Rank (lower is better)	Videocard Value (higher is better)	Price (USD)
VMware Horizon Indirect Display Driver						3651	557	NA	NA
WinFast A250 LE						4	2557	NA	NA
Xabre						5	2549	NA	NA
XGI Volari Family v1.13.23.D_V						4	2567	NA	NA
ZX C-1080						329	1858	NA	NA
ZX C-1190						172	2020	NA	NA
ZX Chrome 645/640 GPU						147	2060	NA	NA

* - Last price seen from our affiliates.

[Software](#)

- [BurnInTest](#)
- [PerformanceTest](#)
- [OSForensics](#)
- [MemTest86](#)
- [WirelessMon](#)
- [Management Console](#)
- [Zoom Search Engine](#)
- [Free Software](#)

[Hardware](#)

- [USB3.0 Loopback Plugs](#)
- [USB2.0 Loopback Plugs](#)
- [PCIe Test Cards](#)
- [USB Power Delivery Tester](#)
- [Serial and Parallel Loopback Plugs](#)
- [USB Short Circuit Testers](#)

[Benchmarks](#)

- [CPU Benchmarks](#)
- [Video Card Benchmarks](#)
- [Hard Drive Benchmarks](#)
- [RAM Benchmarks](#)
- [PC Systems Benchmarks](#)
- [Software Marketshare](#)
- [Database Benchmarks](#)
- [Android Benchmarks](#)
- [iOS Benchmarks](#)
- [Internet Bandwidth](#)

[About Us](#)

- [Company](#)
- [Contact Us](#)
- [The Press Room](#)

[Services](#)

- [Store](#)
- [Support](#)
- [Forums](#)
- [Compliance](#)

[International](#)

- [Disclaimer](#)
- [Refunds](#)
- [Privacy](#)

Social   